

THE ONE BOOK

SHOWER &
TAP GUIDE

JANUARY
2020 EDITION



Committed to the environment

At Methven we're committed to protecting the planet and reducing our environmental impact to help conserve the earth's natural resources.

Water is the earth's most precious commodity. Currently around one fifth of the world lives in a water scarce region. And with water usage growing at twice the population rate, its preservation will only become more vital in years to come.

That's why at Methven we make taking care of water a primary focus in every product we develop.

For example, did you know that your shower uses around 30% of your household water consumption? So we've developed innovative technologies - such as Satinjet® and Aurajet® - that deliver a luxurious shower experience, all whilst actually using less water.

Methven. Conserving energy and water to protect the planet for generations to come.

Creating amazing water experiences since

1886

Our story begins in New Zealand back in 1886 with the forward thinking and one of a kind design engineer George Methven.

He was a man of character who always had a passion for pioneering amazing water experiences.

This pioneering spirit continues with us today in everything we do, driving us to think differently and challenge convention to create thoughtful, elegant products that transform your day.



METHVEN
Aurajet™



The next generation of showering has arrived.

Introducing Aurajet™. Our most advanced, most invigorating shower experience ever, that turns conventional showering on its head.


Invisible nozzles generate individual jets of water that collide against precisely angled surfaces hidden within the contours of the unique halo-shaped showerhead.

The result is a stunning fan of luxuriously dense droplets that delivers a highly efficient shower with 20% more spray force and twice the amount of water contact on your skin than a conventional shower*. All this adds up to an enveloping warmth that has to be felt to be believed, and a heavenly experience that puts you in a great space, every time you shower.

20%
MORE SPRAY FORCE*

2x
THE AMOUNT OF SKIN CONTACT*

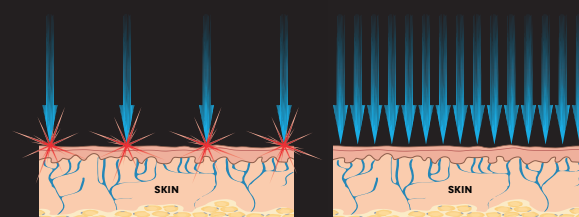
Twice the coverage



TRADITIONAL
SHOWER SPRAY

AURAJET® SPRAY

Better stimulation of nerve endings



TRADITIONAL
SHOWER SPRAY

AURAJET® SPRAY

The water flow rate is optimised at 9 litres per minute to be water efficient without compromising the luxurious spray performance

* Compared to a Methven Conventional Shower. Flow rate of both products at 9L per minute and tested as per AS 3662-2013 Appendix H.



METHVEN
Satinjet®

A sensation only your skin can truly understand.

Turn an everyday ritual into a shower experience with award-winning Satinjet® technology from Methven.

Unlike conventional showers, Satinjet® uses unique twin-jet technology to create optimum water droplet size and pressure, with over 300,000 droplets per second. The result is an immersive, full-body shower sensation that transforms your regular shower into an experience like no other.

And because we know everyone has their own idea of the perfect shower, Methven has crafted a range of Satinjet® showers you can match to your individual needs – from gentle and enveloping to powerful and invigorating.

Satinjet® from Methven – prepare yourself for a truly sensational shower experience.



CONFIDENCE IN METHVEN / ACCREDITATIONS



ISO 9001 ACCREDITED

We believe that quality of service, before and after sale, is of the utmost importance. It's for this reason that we constantly strive to improve both our service to you and our product offering by listening to your comments and suggestions. By doing this it has helped us achieve and retain the renowned ISO9001 since 1995 – proving to you that we are a quality assured company.



ISO 14001 ACCREDITED

We believe in looking after the environment by actively seeking to reduce energy consumption, while improving energy efficiency and using renewable or recyclable materials wherever we can. Besides developing our own ideas, whether they are new innovations in design or environmental issues, we also work closely with trade bodies to further ensure you're getting the best products and service possible. In recognition of our focus on the environment, we have achieved ISO 14001 accreditation; demonstrating our commitment towards environmental issues and our pledge to reducing the impact our business has on the environment.



FREE RIBA APPROVED SEMINARS

We also offer free continuing professional development training on water saving, sustainability and regulatory requirements in partnership with the Royal Institute of British Architects (RIBA) Enterprises. For more information call 0800 195 1602 or email cpd@uk.methven.com.



BATHROOM MANUFACTURERS ASSOCIATION (BMA)

Methven UK are members of the Bathroom Manufacturers Association. They ensure the industry has a recognised voice with UK government, industry regulators and European standards bodies. The BMA provide an authoritative voice for the industry on all matters affecting manufacturing and supply.



WRAS WATER REGULATIONS ADVISORY SCHEME

The Water Regulations Advisory Scheme (WRAS) represents more than twenty water companies and:

- Coordinates consistent advice
- Promotes the water regulations
- Offers advice to industry and consumers
- Maintains directory of approved products.

Products are tested against various requirements, grouped by:

- Mechanical tests (against TCS')
- Material / hygienic tests (against BS 6920)

Methven are strong supporters of WRAS approved products and offer a comprehensive portfolio of both Deva and Methven products which adhere to, and are approved to the stringent standards.



TMV BUILDCERT APPROVAL

Thermostatic products are an integral part of the Methven and Deva by Methven ranges. For complete peace of mind they maintain a safe water temperature for users and will cut off if the cold water supply fails.

NSF TMV approval is a third party thermostatic valve accreditation programme that is set up to independently test suitability of product against current legislation. Approval at TMV2 standard means the product complies with BS EN 1111/1287 and indicates suitability for use in the domestic

home whilst approval at TMV3 meets NHS D 08 and indicates suitability for commercial installations such as care homes and hospitals.

Methven are proud to offer products in our portfolio which adhere to these standards having undergone the initial rigorous testing procedure and on-going audit requirements. We advocate continuous in-service testing at regular intervals to ensure there has been no temperature change ensuring maximum safety standards.

CONFIDENCE IN US

The confidence we have in our products mean we are delighted to offer a comprehensive set of warranties for all of our products in our Methven and Deva brands. All details are laid out below, for full terms and conditions please visit our website at www.methven.com or contact us on 0800 195 1602.



METHVEN

METHVEN BRAND WARRANTY (SUBJECT TO THE TERMS AND CONDITIONS)		
PRODUCT	PARTS	LABOUR
AURAJET™ Shower heads and handsets	LIFETIME REPLACEMENT*	
SATINJET® & AIRSTREAM Shower heads and handsets	LIFETIME REPLACEMENT*	
TAPWARE	20 YEARS	2 YEARS
THERMOSTATIC VALVES	5 YEARS	2 YEARS
SHOWER ACCESSORIES	1 YEAR	
REPLACEMENT COMPONENTS AND PARTS	1 YEAR	
MATTE BLACK PRODUCTS	2 YEARS	



Deva by Methven Brand Warranty (Subject to the Terms and Conditions)		
Product	Parts	Labour
Chrome Tapware**	12 Years	2 Years
Shower Valves	5 Years	2 Years
Shower Accessories	1 Year	
Electrical Products (Including Sensor Taps)	2 Years	2 Years
Replacement Components and Parts	1 Year	

* For the lifetime of the original purchaser

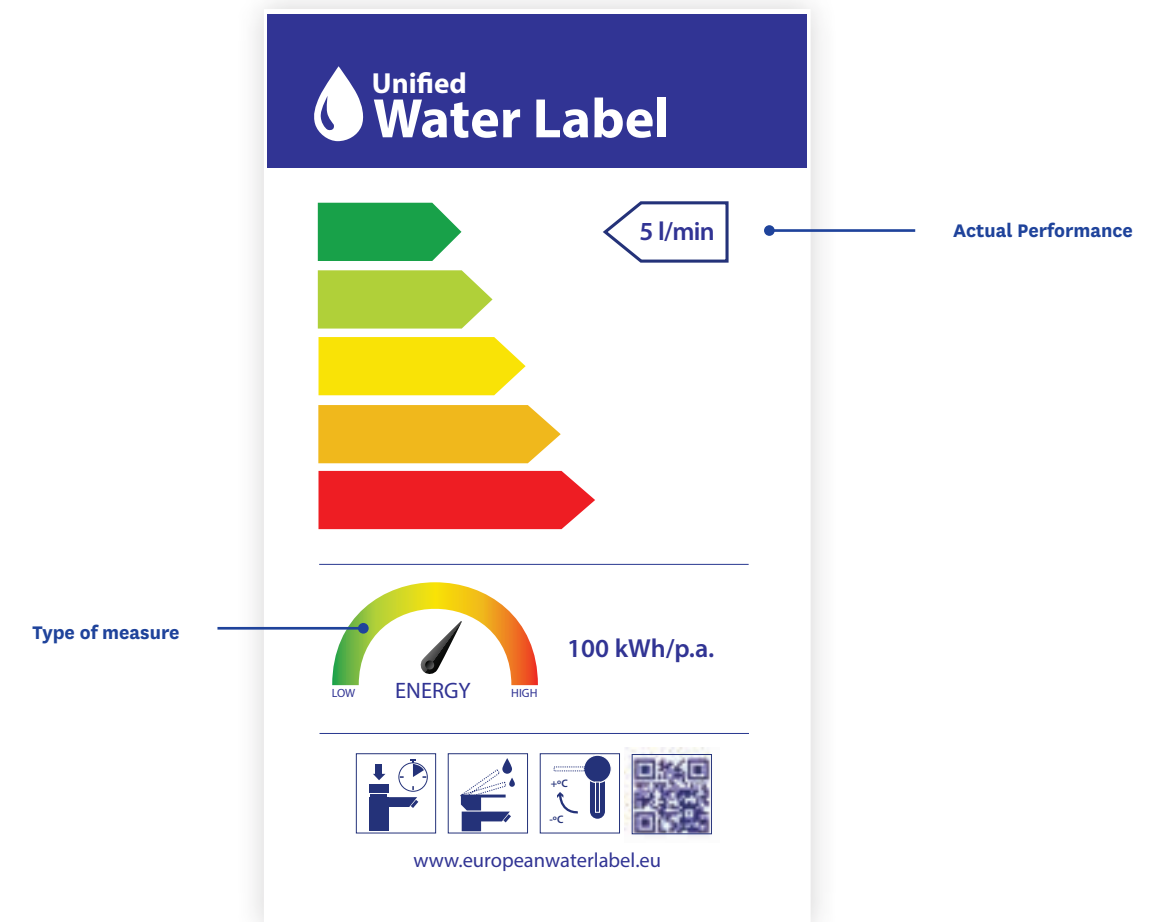
** All other finishes 5 Years Parts, 2 Years Labour

Any product that has not been fitted in a private dwelling located in the United Kingdom or the Republic of Ireland will be subject to our Commercial Warranty of 12 months parts and labour, as set out in Condition 8 of Methven's Terms and Conditions of Sale.

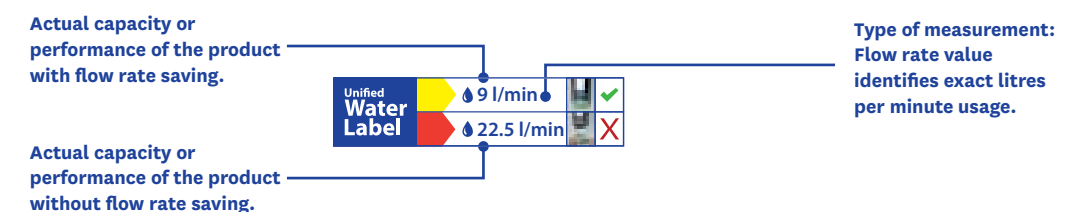
For full terms and conditions see www.methven.com



METHVEN SUPPORTS THE UNIFIED WATER LABEL SCHEME



To save water, the savings device supplied must be fitted. Always refer to the manufacturer's instructions for guidance.



The Unified Water Label.

Simple & Honest

Straightforward

Informative & Reliable

Discover how the European Water Label helps you choose the best bathroom and kitchen products to suit your lifestyle and your budget.

www.europeanwaterlabel.eu



George Clarke is an architect, creative director of George Clarke + Partners, and a founder of TV production company Amazing Productions.

"I was filming for Amazing Spaces in New Zealand and walked through one of the bathrooms. Automatically my eye just got drawn to the shower head. For me, design is absolutely everything. Not just about how it looks, it's about how it feels, functions and the experience you get from it.

When I turned the Methven shower on, it was really beautiful. It felt like a really different, more comfortable, quality experience.

What's really clever for me about Methven is the technology, the R&D and innovation that's gone into it. Their team of engineers are obsessed about how water actually comes out of a shower head, what direction the jets are being pushed in, and how you can change the dynamics of that water to give you a unique shower experience. Mind-blowing.

When I found out about their history, I was staggered. When you see new products, innovative design, some things that even look a bit futuristic you tend to associate that with a new company, and think that they're the new kids on the block. Methven have been going for 130 years. That gives me a massive amount of trust and loyalty to the brand. You know that they've got all that experience and knowledge behind them to design and make really beautiful products.

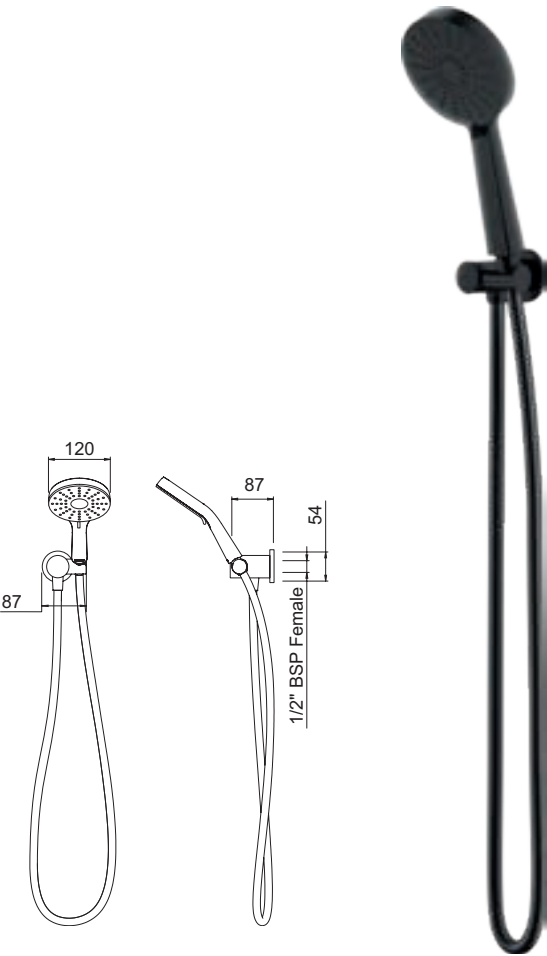
I never under-estimate what that heritage means, not only to the business, but to the things that they make. Methven having that level of innovation and that passion for a unique shower experience meant it was a no-brainer for me to join them".

George Clarke – Methven UK Brand Ambassador

A handwritten signature in white ink, reading "George Clarke". The signature is stylized with a large, looped 'G' and a cursive 'Clarke'.

Methven Showers ON TREND

Airstream™ HAND SHOWER



INLET CONNECTIONS:
1/2" BSP
WORKING PRESSURE:
0.5 - 5.0 bar

- On trend matte black finish for a designer look
- Features Airstream for softer, lighter, more voluminous showering
- Simple lever to change between Airstream full body, massage and combination spray
- Includes male threaded connector



KHSBK Matte Black

Ex.VAT £110.24 Inc.VAT £132.29

Airstream™ RAIL SHOWER



INLET CONNECTIONS:
1/2" BSP
WORKING PRESSURE:
0.5 - 5.0 bar

- On trend matte black finish for a designer look
- Features Airstream for softer, lighter, more voluminous showering
- Simple lever to change between Airstream full body, massage and combination spray
- Includes male threaded connector



KMKITBK Matte Black

Ex.VAT £113.14 Inc.VAT £135.77

METHVEN

Methven Showers ON TREND

WALL MOUNTED SHOWER ARM AND HEAD



INLET CONNECTIONS:
1/2" BSP
WORKING PRESSURE:
0.1 - 5.0 bar

- On trend matte black finish for a designer look
- Adjustable head to angle spray exactly where you want it
- Easy to clean nozzles
- Includes male threaded connector



KSABK Matte Black

Ex.VAT £97.94 Inc.VAT £117.53

Airstream™ 3 MODE HANDSET



WORKING PRESSURE:
0.3 - 5.0 bar

- On trend matte black finish for a designer look
- Features Airstream for softer, lighter, more voluminous showering
- Simple lever to change between Airstream full body, massage and combination spray
- Rub clean nozzles

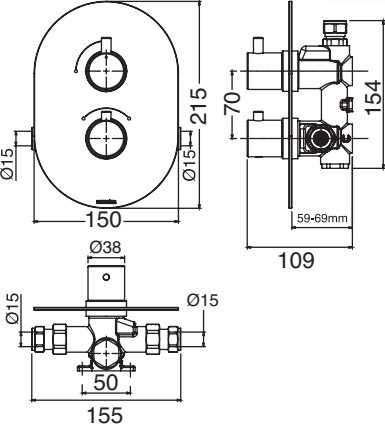


HANM09BK Matte Black

Ex.VAT £52.00 Inc.VAT £62.40

Methven Showers ON TREND

KAHA CONCEALED
MIXER VALVE
(SINGLE OUTLET)



VALVE:
Thermostatic
OPERATION:
Separate flow and
temperature controls
INLET CONNECTIONS:
15mm Compression
WORKING PRESSURE:
0.2 - 5.0 bar

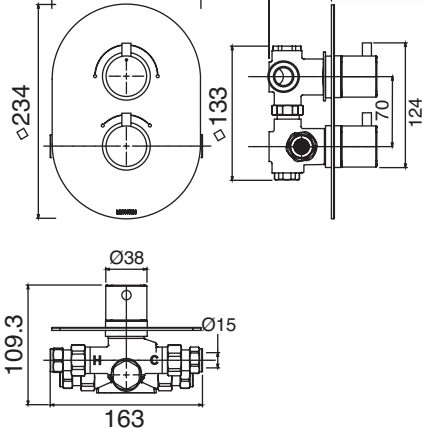

- On trend matte black sleek finish with concealed fitting
- 38°C temperature hot stop with override facility
- Concealed shower spindle extension available see page 166
- Also available in chrome see page 44



KAHA 1VBK Matte Black

Ex.VAT £379.07 Inc.VAT £454.88

KAHA CONCEALED
MIXER VALVE
(2 OUTLETS)



VALVE:
Thermostatic
OPERATION:
Separate flow and
temperature controls
INLET CONNECTIONS:
15mm Compression
WORKING PRESSURE:
0.5 - 5.0 bar

- On trend matte black sleek finish with concealed fitting
- 38°C temperature hot stop with override facility
- Diverter cartridge to two outlets
- Concealed shower spindle extension available see page 166
- Also available in chrome see page 44



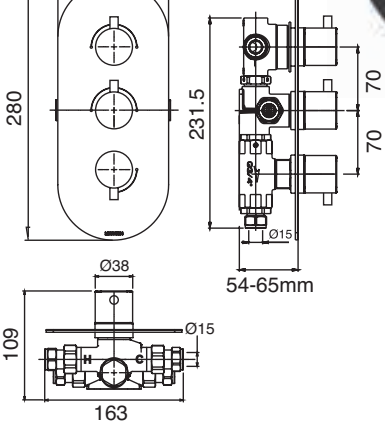

KAHA 2VDIVBK Matte Black

Ex.VAT £442.45 Inc.VAT £530.94

Methven Showers ON TREND

METHVEN

KAHA CONCEALED
MIXER VALVE
(3 OUTLETS)



VALVE:
Thermostatic
OPERATION:
Separate flow and
temperature controls
INLET CONNECTIONS:
15mm Compression
WORKING PRESSURE:
1.0 - 5.0 bar

- On trend matte black sleek finish with concealed fitting
- 38°C temperature hot stop with override facility
- Diverter cartridge to two outlets and separate stopcock for bath fill
- Concealed shower spindle extension available see page 166
- Also available in chrome see page 45



KAHA 3VDIVBK Matte Black

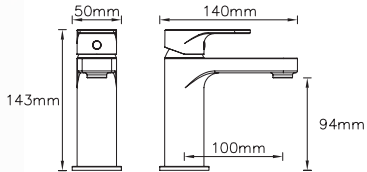
Ex.VAT £551.20 Inc.VAT £661.44



Methven Showers

ON TREND

BREEZE BASIN MIXER



INLET CONNECTIONS:
1/2" BSP
WORKING PRESSURE:
0.5 - 5.0 bar

- On trend matte black finish for a designer look
- Ceramic cartridge for smooth operation
- Twin stud clamp kit
- Also available in chrome see page 64

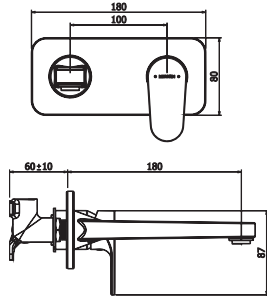


Unified Water Label 15.5 l/min

BRBBKUK Matte Black Ex.VAT £169.47 Inc.VAT £203.36

BRBWBK Matte Black with press top waste Ex.VAT £201.66 Inc.VAT £241.99

BREEZE WALL MOUNTED BASIN MIXER



INLET CONNECTIONS:
1/2" BSP
WORKING PRESSURE:
1.5 - 5.0 bar

- On trend matte black finish for a designer look
- Ceramic cartridge for smooth operation
- Sealed faceplate
- Slim stream aerator with directional swivel
- Solid easy to grip handle
- Also available in chrome see page 64



BRWMBBK Matte Black Ex.VAT £228.80 Inc.VAT £274.56

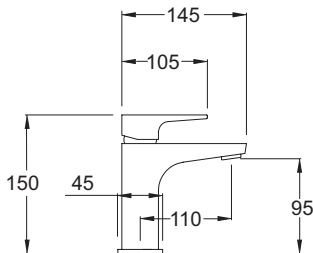


Methven Showers

ON TREND

METHVEN

AMIO BASIN MIXER



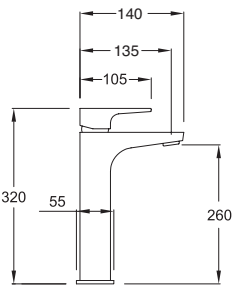
INLET CONNECTIONS:
1/2" BSP
WORKING PRESSURE:
0.3 - 5.0 bar

- On trend matte black finish for a designer look
- Contemporary shape
- Ceramic cartridge for smooth operation
- Also available in chrome see page 68



AMBBK Matte Black Ex.VAT £124.80 Inc.VAT £149.76

AMIO TALL BASIN MIXER



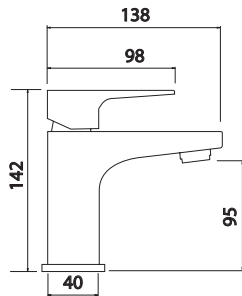
INLET CONNECTIONS:
1/2" BSP
WORKING PRESSURE:
0.3 - 5.0 bar

- On trend matte black finish for a designer look
- Contemporary shape
- Ceramic cartridge for smooth operation
- Also available in chrome see page 68



AMTBBK Matte Black Ex.VAT £168.48 Inc.VAT £202.18

AMIO MINI BASIN MIXER



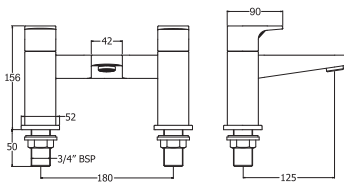
INLET CONNECTIONS:
1/2" BSP
WORKING PRESSURE:
0.3 - 5.0 bar

- On trend matte black finish for a designer look
- Contemporary shape
- Ceramic cartridge for smooth operation
- Also available in chrome see page 68



AMBMBK Matte Black Ex.VAT £98.28 Inc.VAT £117.94

AMIO BATH FILLER



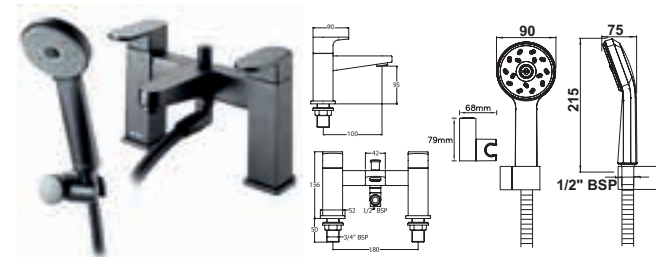
INLET CONNECTIONS:
3/4" BSP
WORKING PRESSURE:
0.3 - 5.0 bar

- On trend matte black finish for a designer look
- Contemporary shape
- Ceramic cartridge for smooth operation
- Also available in chrome see page 68



AMBFBK Matte Black Ex.VAT £187.20 Inc.VAT £224.64

Satinjet®
AMIO BATH SHOWER MIXER



INLET CONNECTIONS:
3/4" BSP

WORKING PRESSURE:
0.5 - 5.0 bar

- On trend matte black finish for a designer look
- Complete with Maku Satinjet handset & wall bracket
- Water efficient without compromising showering performance
- Supplied with 9l/min flow regulator
- Ceramic disc handles ensure a smooth operation
- Contemporary shape
- Also available in chrome see page 69



AMBSMBK Matte Black

Ex.VAT **£239.20** Inc.VAT **£287.04**


PRESS TOP WASTE



PTW300/MB Matte Black

Ex.VAT **£20.77** Inc.VAT **£24.92**

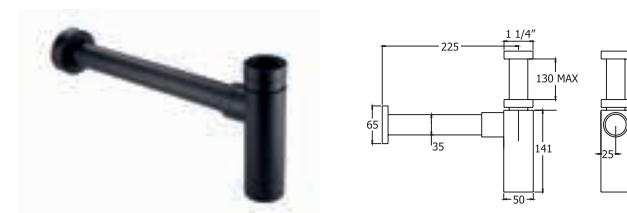
1½" BATH FILL AND OVERFLOW WASTE



PUW206BK Matte Black

Ex.VAT **£151.66** Inc.VAT **£181.99**

1 1/4" BOTTLE TRAP WITH WALL EXTENSION



VSN625BK Matte Black

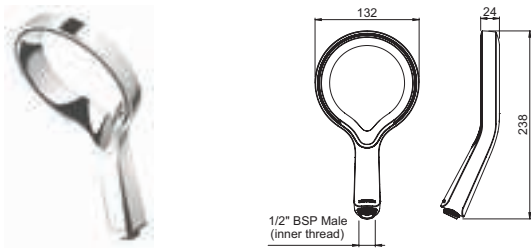
Ex.VAT **£88.19** Inc.VAT **£105.83**

METHVEN



Methven Showers
HANDSETS & HEADS

Aurajet™ AIO HANDSET



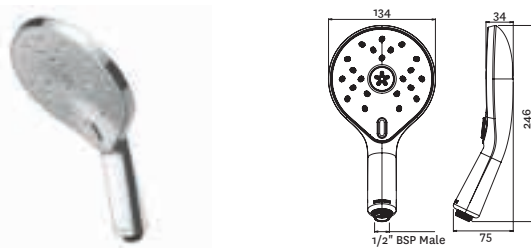
- INLET CONNECTIONS:**
1/2" BSP
- WORKING PRESSURE:**
1.0 - 5.0 bar
- Unique, halo shaped head for a designer look
 - Water efficient without compromising performance
 - Handset resists the build up of limescale
 - Lifetime warranty



Unified Water Label 9 l/min

AOHSCPUK Chrome Ex.VAT £90.12 Inc.VAT £108.14

Satinjet® KAHA HANDSET



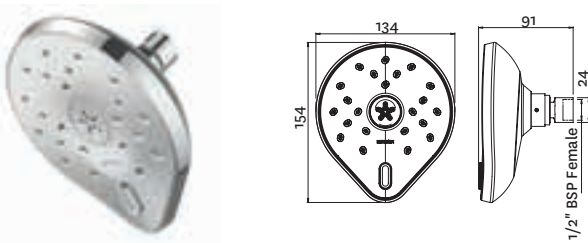
- INLET CONNECTIONS:**
1/2" BSP
- WORKING PRESSURE:**
0.35 - 5.0 bar
- Choose from Satinjet body shower or massage sprays
 - Water efficient without compromising performance
 - Lifetime warranty



Unified Water Label 9 l/min

KHHSCPUK Chrome Ex.VAT £68.16 Inc.VAT £81.79

Satinjet® KAHA SHOWER ROSE



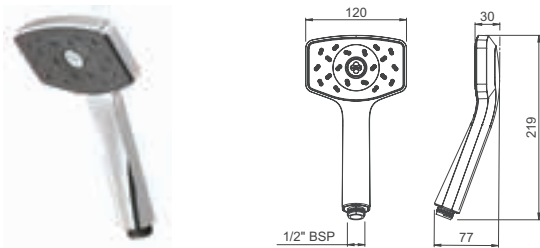
- INLET CONNECTIONS:**
1/2" BSP
- WORKING PRESSURE:**
0.35 - 5.0 bar
- Choose from Satinjet body shower or massage sprays
 - Water efficient without compromising performance
 - Adjustable head to angle spray exactly where you want it
 - Lifetime warranty



Unified Water Label 9 l/min

KHWSCPUK Chrome Ex.VAT £73.04 Inc.VAT £87.65

Satinjet® WAIPORI HANDSET



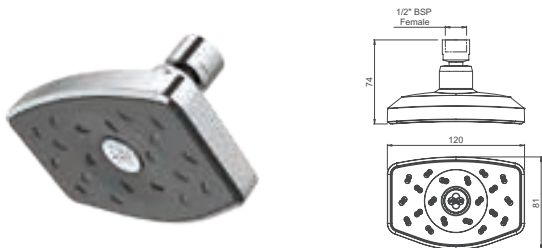
- INLET CONNECTIONS:**
1/2" BSP
- WORKING PRESSURE:**
0.35 - 5.0 bar
- Water efficient without compromising performance
 - Rectangular head for a wide spray pattern
 - Lifetime warranty



Unified Water Label 9 l/min 20.3 l/min

WAHPCPUK Chrome & Graphite Ex.VAT £40.51 Inc.VAT £48.61

Satinjet® WAIPORI SHOWER ROSE



- INLET CONNECTIONS:**
1/2" BSP
- WORKING PRESSURE:**
0.35 - 5.0 bar
- Water efficient without compromising performance
 - Rectangular head for a wide spray pattern
 - Adjustable head to angle spray exactly where you want it
 - Lifetime warranty



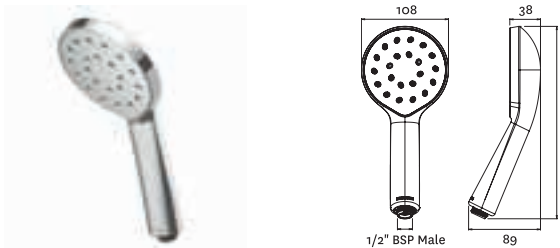
Unified Water Label 9 l/min 19.8 l/min

WASRCPUK Chrome & Graphite Ex.VAT £40.51 Inc.VAT £48.61

Methven Showers
HANDSETS & HEADS

METHVEN

Satinjet® KIRI MK2 HANDSET



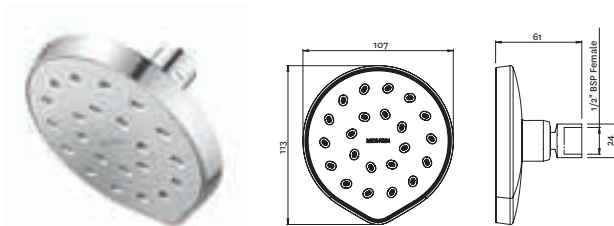
- INLET CONNECTIONS:**
1/2" BSP
- WORKING PRESSURE:**
0.35 - 5.0 bar
- Water efficient without compromising performance
 - Lifetime warranty



Unified Water Label 9 l/min

KRHSCPUK Chrome Ex.VAT £34.66 Inc.VAT £41.59

Satinjet® KIRI MK2 SHOWER ROSE



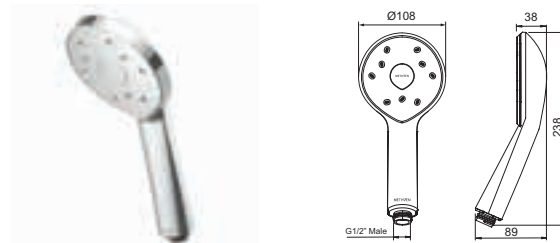
- INLET CONNECTIONS:**
1/2" BSP
- WORKING PRESSURE:**
0.35 - 5.0 bar
- Water efficient without compromising performance
 - Adjustable head to angle spray exactly where you want it
 - Lifetime warranty



Unified Water Label 9 l/min

KRWSCPUK Chrome Ex.VAT £34.66 Inc.VAT £41.59

Satinjet® KIRI LOW FLOW MK2 HANDSET



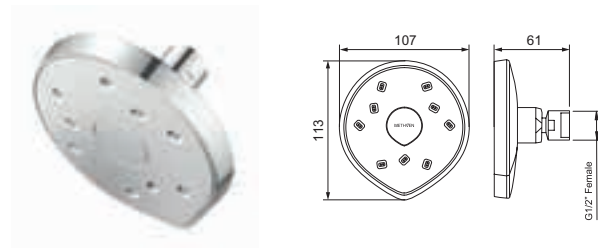
- INLET CONNECTIONS:**
1/2" BSP
- WORKING PRESSURE:**
1.0 - 5.0 bar
- Water efficient without compromising performance
 - Delivers a great shower experience at a lower flow rate
 - Lifetime warranty



Unified Water Label 6 l/min

KRLFHSCP Chrome Ex.VAT £34.66 Inc.VAT £41.59

Satinjet® KIRI LOW FLOW MK2 SHOWER ROSE



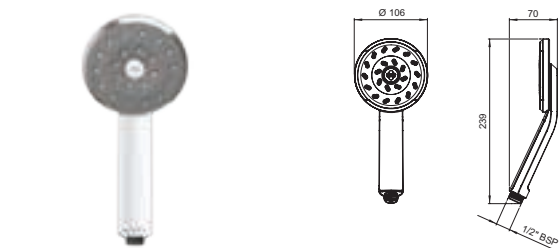
- INLET CONNECTIONS:**
1/2" BSP
- WORKING PRESSURE:**
1.0 - 5.0 bar
- Water efficient without compromising performance
 - Delivers a great shower experience at a lower flow rate
 - Lifetime warranty



Unified Water Label 6 l/min

KRLFWSCP Chrome Ex.VAT £34.66 Inc.VAT £41.59

Satinjet® KIRI HANDSET



- INLET CONNECTIONS:**
1/2" BSP
- WORKING PRESSURE:**
0.35 - 5.0 bar
- Water efficient without compromising performance
 - Supplied with 9l/min flow regulator
 - Lifetime warranty

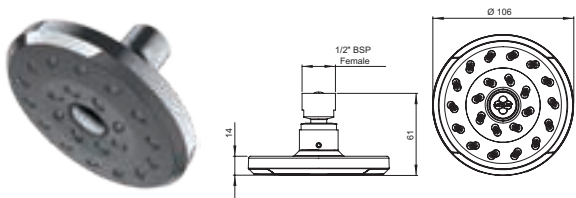


Unified Water Label 9 l/min 22.5 l/min


SJK23 Chrome & Graphite Ex.VAT £30.38 Inc.VAT £36.46

Methven Showers
HANDSETS & HEADS

Satinjet® KIRI SHOWER ROSE

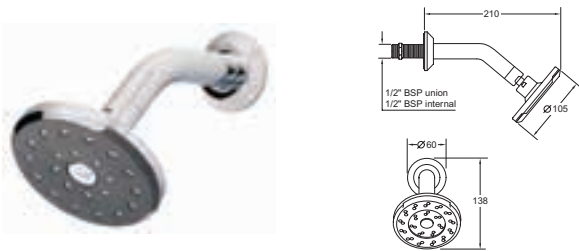


- INLET CONNECTIONS:**
1/2" BSP
- WORKING PRESSURE:**
0.35 - 5.0 bar
- Water efficient without compromising performance
 - Adjustable head to angle spray exactly where you want it
 - Supplied with 9l/min flow regulator
 - Lifetime warranty

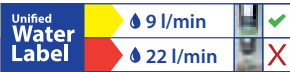


SJK005 Chrome & Graphite Ex.VAT £30.38 Inc.VAT £36.46

Satinjet® KIRI WALL MOUNTED SHOWERHEAD

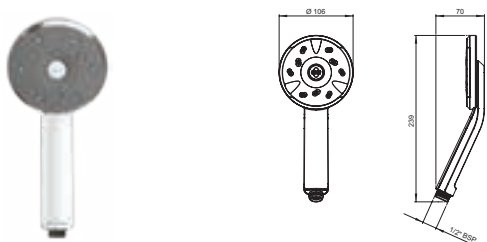


- INLET CONNECTIONS:**
1/2" BSP
- WORKING PRESSURE:**
0.35 - 5.0 bar
- Water efficient without compromising performance
 - Adjustable head to angle spray exactly where you want it
 - Supplied with 9l/min flow regulator
 - Lifetime warranty



SJK 002 Chrome & Graphite Ex.VAT £59.76 Inc.VAT £71.71

Satinjet® KIRI LOW FLOW HANDSET

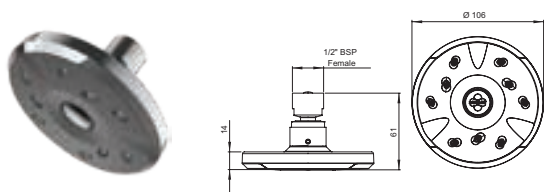


- INLET CONNECTIONS:**
1/2" BSP
- WORKING PRESSURE:**
1.0 - 5.0 bar
- Water efficient without compromising performance
 - Delivers a great shower experience at a lower flow rate
 - Lifetime warranty



SJK23-LF Chrome & Graphite Ex.VAT £30.38 Inc.VAT £36.46

Satinjet® KIRI LOW FLOW SHOWER ROSE

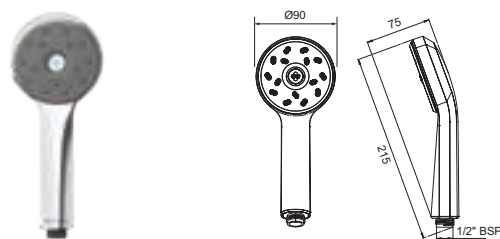


- INLET CONNECTIONS:**
1/2" BSP
- WORKING PRESSURE:**
1.0 - 5.0 bar
- Water efficient without compromising performance
 - Adjustable head to angle spray exactly where you want it
 - Delivers a great shower experience at a lower flow rate
 - Lifetime warranty




SJK005-LF Chrome & Graphite Ex.VAT £30.38 Inc.VAT £36.46

Satinjet® MAKU HANDSET



- INLET CONNECTIONS:**
1/2" BSP
- WORKING PRESSURE:**
0.35 - 5.0 bar
- Water efficient without compromising performance
 - Ideal for use with electric showers
 - Supplied with 9l/min flow regulator
 - Lifetime warranty

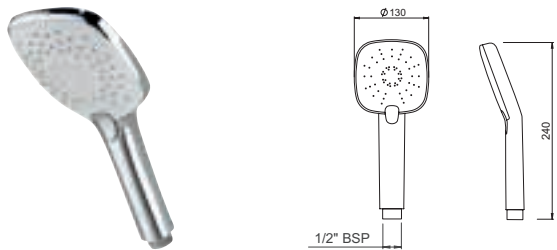


MAHPCPUK Chrome & Graphite Ex.VAT £25.22 Inc.VAT £30.26

Methven Showers
HANDSETS & HEADS

METHVEN

Airstream™ HANDSET




- INLET CONNECTIONS:**
1/2" BSP
- WORKING PRESSURE:**
0.5 - 5.0 bar
- Features Airstream for softer, lighter, more voluminous showering
 - Easy click 3 function spray
 - Simple push button operation to change between Airstream full body, massage and combination spray



AIR1HSCPWHUK Chrome & White Ex.VAT £38.21 Inc.VAT £45.85

MICROPHONE HANDSET



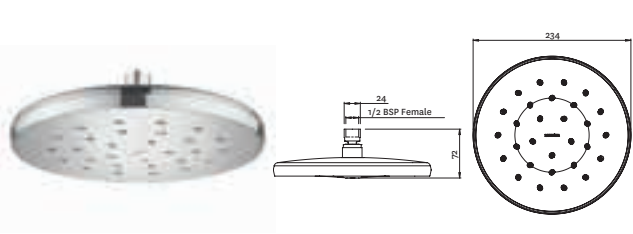
- INLET CONNECTIONS:**
1/2" BSP
- WORKING PRESSURE:**
0.35 - 5.0 bar
- Minimalist design
 - Ideal for rinsing and cleaning



MH1 Chrome (Brass) Ex.VAT £40.51 Inc.VAT £48.61

MH1A (ABS) Chrome Ex.VAT £32.45 Inc.VAT £38.94

Satinjet® ROUND FIXED HEAD SHOWER

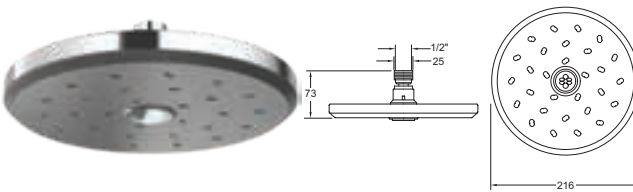


- INLET CONNECTIONS:**
1/2" BSP
- WORKING PRESSURE:**
0.35 - 5.0 bar
- Water efficient without compromising performance
 - Adjustable head to angle spray exactly where you want it
 - Lifetime warranty



OSRO230CPUK Chrome Ex.VAT £159.46 Inc.VAT £191.35

Satinjet® ROUND FIXED HEAD SHOWER




- INLET CONNECTIONS:**
1/2" BSP
- WORKING PRESSURE:**
0.35 - 5.0 bar
- Water efficient without compromising performance
 - Adjustable head to angle spray exactly where you want it
 - Supplied with 9l/min flow regulator
 - Lifetime warranty



SJK 009 Chrome & Graphite Ex.VAT £150.90 Inc.VAT £181.08

Satinjet® SQUARE FIXED HEAD SHOWER



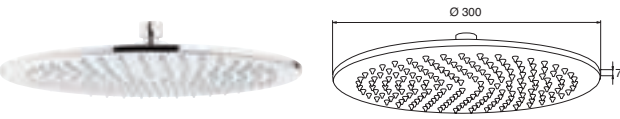
- INLET CONNECTIONS:**
1/2" BSP
- WORKING PRESSURE:**
0.35 - 5.0 bar
- Water efficient without compromising performance
 - Adjustable head to angle spray exactly where you want it
 - Supplied with 9l/min flow regulator
 - Lifetime warranty



OSQ230CP Chrome & Graphite Ex.VAT £150.90 Inc.VAT £181.08

Methven Showers
HANDSETS & HEADS

SLIM ROUND BRASS FIXED HEAD SHOWER



INLET CONNECTIONS:
1/2" BSP
WORKING PRESSURE:
0.5 - 5.0 bar

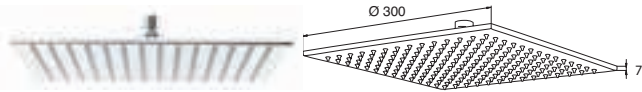
- Brass construction
- Adjustable head to angle spray exactly where you want it



MFH001 Chrome

Ex.VAT £253.18 Inc.VAT £303.82

SLIM SQUARE BRASS FIXED HEAD SHOWER



INLET CONNECTIONS:
1/2" BSP
WORKING PRESSURE:
0.5 - 5.0 bar

- Brass construction
- Adjustable head to angle spray exactly where you want it



MFH002 Chrome

Ex.VAT £293.70 Inc.VAT £352.44

OUR CUSTOMERS LOVE US!

99% Recommended

98% QUALITY ASSURED

95% EXCELLENT CUSTOMER SERVICE

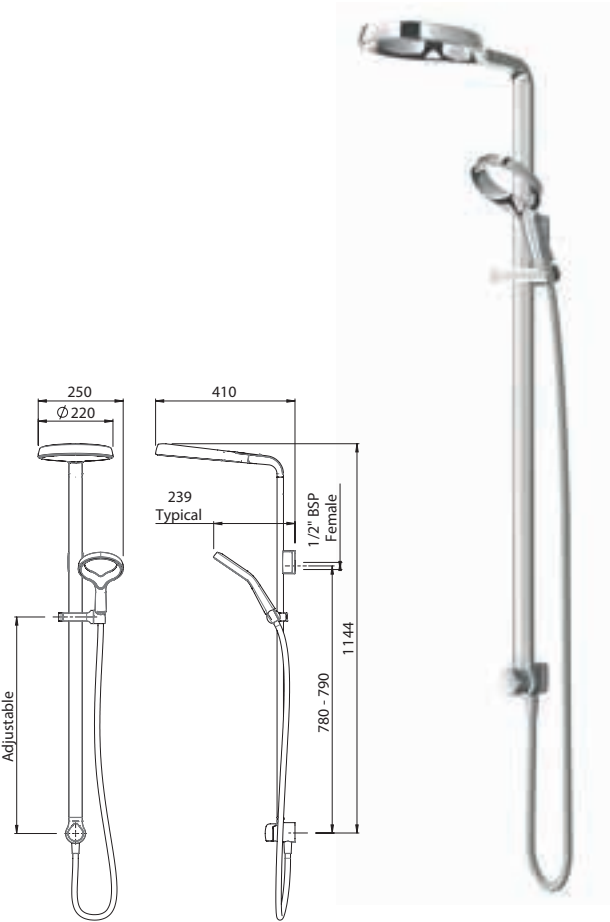
CUSTOMER FEEDBACK IS IMPORTANT TO US

Our 2019 survey results showed that 99% of our customers would recommend Methven to a friend or colleague. Our NPS score is 39. Other national retailers in the industry average at 35. So we're delighted to be above average.

Methven Showers
AIO

METHVEN

Aurajet™
AIO SHOWER SYSTEM



INLET CONNECTIONS:
1/2" BSP
WORKING PRESSURE:
1.0 - 5.0 bar

- Unique, halo shaped head for a designer look
- Water efficient without compromising performance
- Fitted with 12l/min flow regulator in overhead and 9l/min in handset
- Handset and head resist the build up of limescale
- Integrated diverter
- Quick fit connector for easy installation
- Perfect with Kaha or Kiri single outlet shower valve - see pages 44 & 46

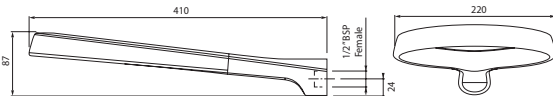


AOSSCPUK Chrome

Unified Water Label 12 l/min

Ex.VAT £606.63 Inc.VAT £727.96

Aurajet™
AIO OVERHEAD SHOWER



INLET CONNECTIONS:
1/2" BSP
WORKING PRESSURE:
1.0 - 5.0 bar

- Unique, halo shaped head for a designer look
- Ultra wide spray coverage
- Resists the build up of limescale
- Fitted with 12l/min flow regulator
- Quick fit connector for easy installation
- Perfect with Kaha or Kiri single outlet shower valve - see pages 44 & 46



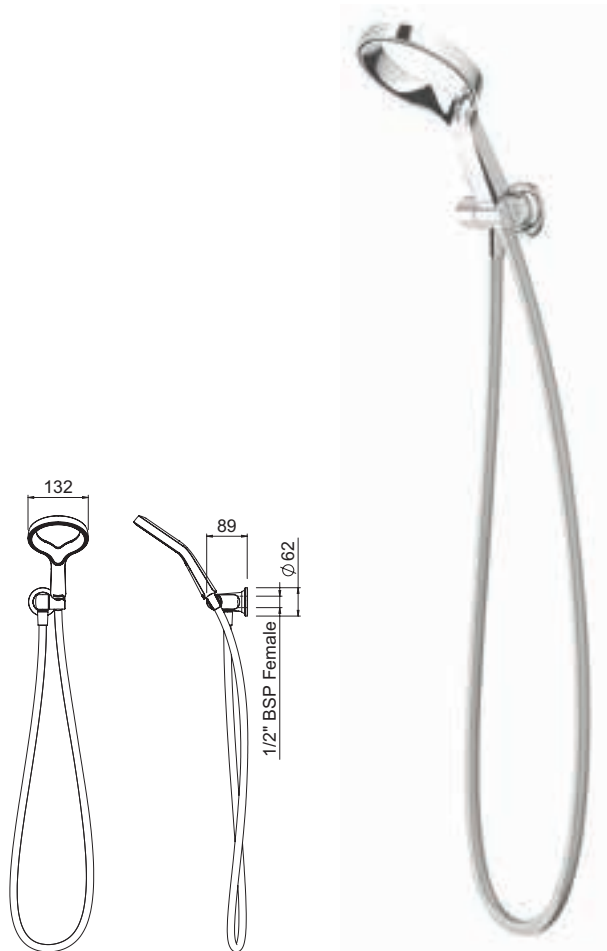
AOSSCPUK Chrome

Unified Water Label 12 l/min

Ex.VAT £252.18 Inc.VAT £302.62

Methven Showers
AIO

Aurajet™
AIO HAND SHOWER



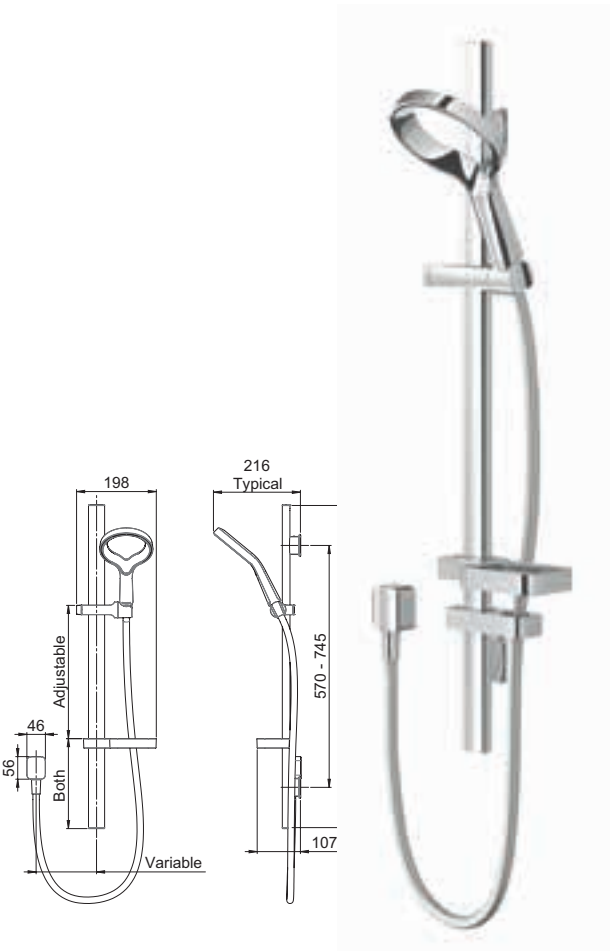
- INLET CONNECTIONS:**
1/2" BSP
- WORKING PRESSURE:**
1.0 - 5.0 bar
- Unique, halo shaped head for a designer look
 - Water efficient without compromising performance
 - Handset resists the build up of limescale
 - Quick fit connector for easy installation

Icons: H, A, W, E, U

Unified Water Label 9 l/min

AOWBCPUK Chrome Ex.VAT £172.17 Inc.VAT £206.60

Aurajet™
AIO RAIL SHOWER



- INLET CONNECTIONS:**
1/2" BSP
- WORKING PRESSURE:**
1.0 - 5.0 bar
- Unique, halo shaped head for a designer look
 - Water efficient without compromising performance
 - Handset resists the build up of limescale
 - Riser rail features adjustable brackets - ideal for retrofit

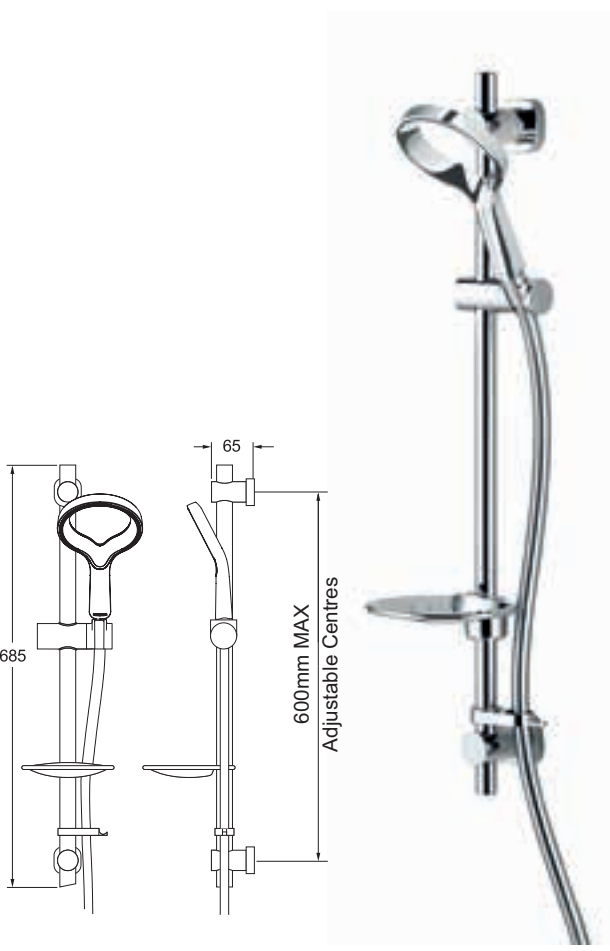
Icons: H, A, W, E, U

Unified Water Label 9 l/min

AOSRCPUK Chrome Ex.VAT £201.53 Inc.VAT £241.84

Methven Showers
AIO

Aurajet™
AIO EASY FIT SHOWER KIT



- INLET CONNECTIONS:**
1/2" BSP
- WORKING PRESSURE:**
1.0 - 5.0 bar
- Unique, halo shaped head for a designer look
 - Water efficient without compromising performance
 - Handset resists the build up of limescale
 - Easy to fit shower rail - simply twist and lock brackets into place, see page 40

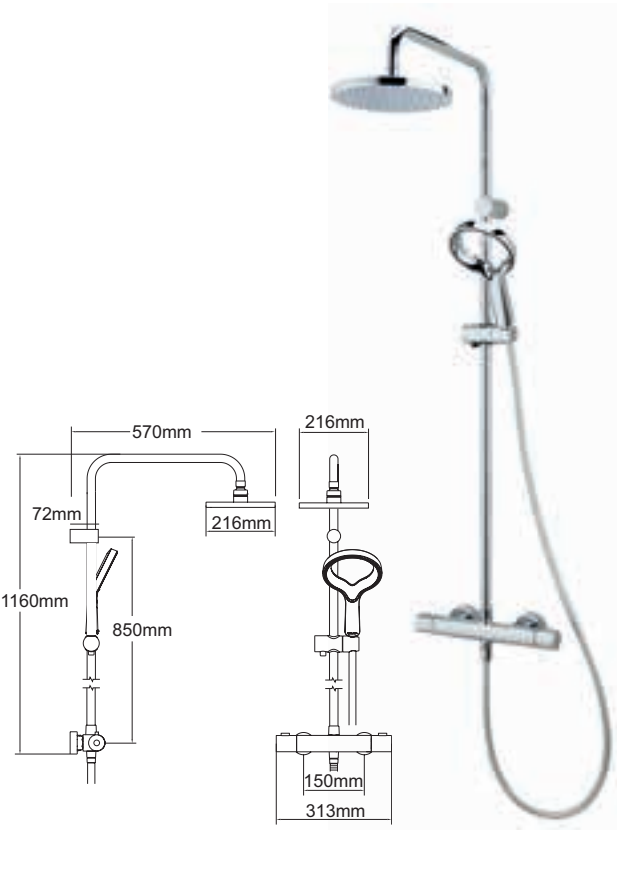
Icons: H, A, W, E, U

Unified Water Label 9 l/min

EKIT06/AIO Chrome Ex.VAT £149.26 Inc.VAT £179.11

METHVEN

Aurajet™
AIO COOL TO TOUCH BAR SHOWER WITH DIVERTER



- VALVE:**
Thermostatic
- OPERATION:**
Separate flow and temperature controls
- INLET CONNECTIONS:**
15mm Compression
- WORKING PRESSURE:**
1.0 - 5.0 bar
- Unique, halo shaped head for a designer look
 - Water efficient without compromising performance
 - Includes Satinjet overhead and Aio Aurajet handset
 - Handset resists the build up of limescale
 - Valve is safe and cool to touch making it ideal for families
 - 38°C temperature hot stop with override facility
 - Eco flow control with override facility
 - Includes easy fit connections

Icons: H, A, W, E, U, NSF

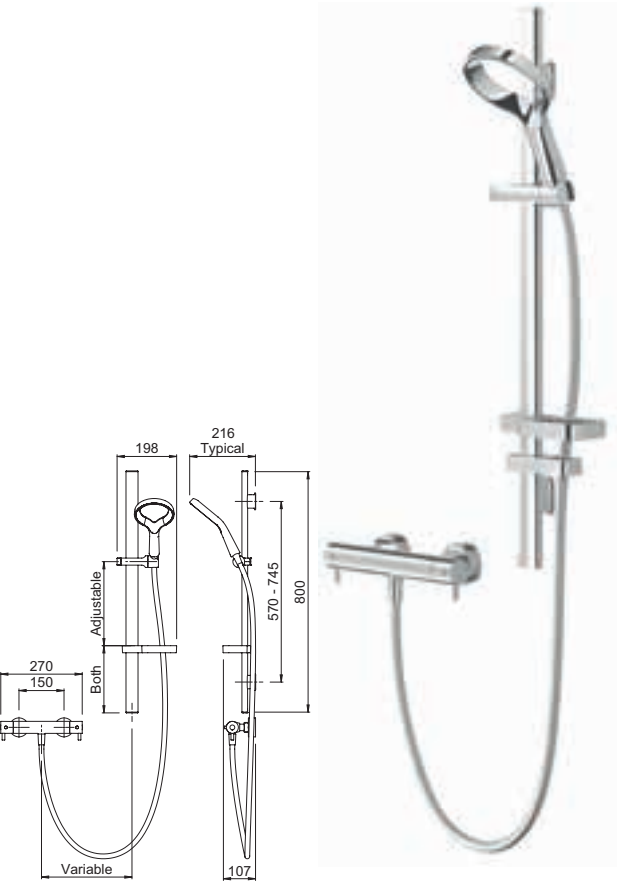
Unified Water Label 9 l/min

AOKCTSDEF Chrome Ex.VAT £364.58 Inc.VAT £437.50

Methven Showers
AIO

METHVEN

Aurajet™
AIO COOL TO TOUCH
BAR MIXER SHOWER
KIT



VALVE:
Thermostatic
OPERATION:
Separate flow and
temperature controls
INLET CONNECTIONS:
15mm Compression
WORKING PRESSURE:
1.0 - 5.0 bar

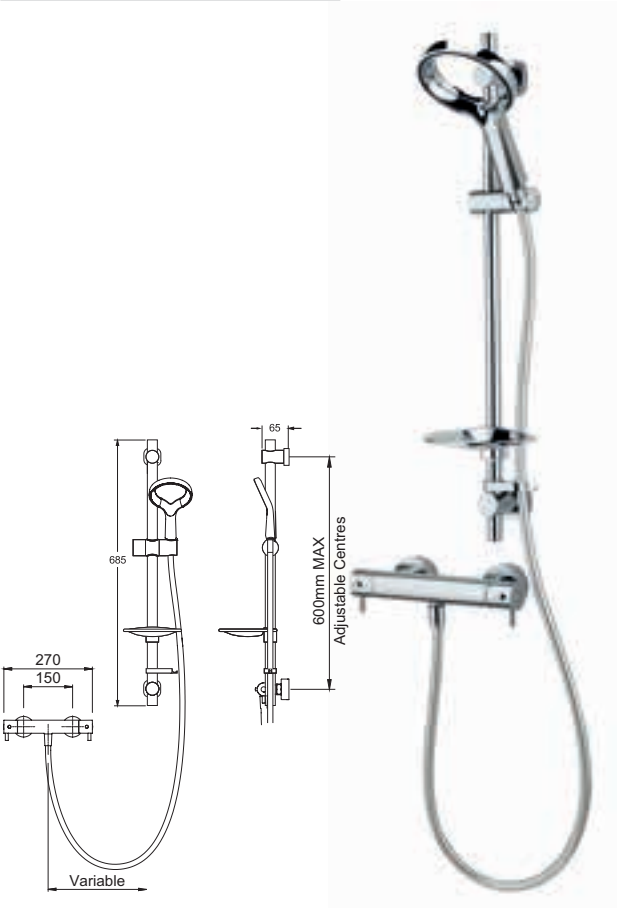
- Unique, halo shaped head for a designer look
• Water efficient without compromising performance
• Handset resists the build up of limescale
• Valve is safe and cool to touch making it ideal for families
• 38°C temperature hot stop with override facility
• Eco flow control with override facility
• Includes easy fit connections
• Riser rail features adjustable brackets - ideal for retrofit



Unified Water Label
9 l/min

AOCTSCPUK Chrome Ex.VAT £302.82 Inc.VAT £363.38

Aurajet™
AIO COOL TO TOUCH
BAR MIXER WITH EASY
FIT SHOWER KIT



VALVE:
Thermostatic
OPERATION:
Separate flow and
temperature controls
INLET CONNECTIONS:
15mm Compression
WORKING PRESSURE:
1.0 - 5.0 bar

- Unique, halo shaped head for a designer look
• Water efficient without compromising performance
• Handset resists the build up of limescale
• Valve is safe and cool to touch making it ideal for families
• 38°C temperature hot stop with override facility
• Eco flow control with override facility
• Includes easy fit connections
• Easy to fit shower rail - simply twist and lock brackets into place, see page 40



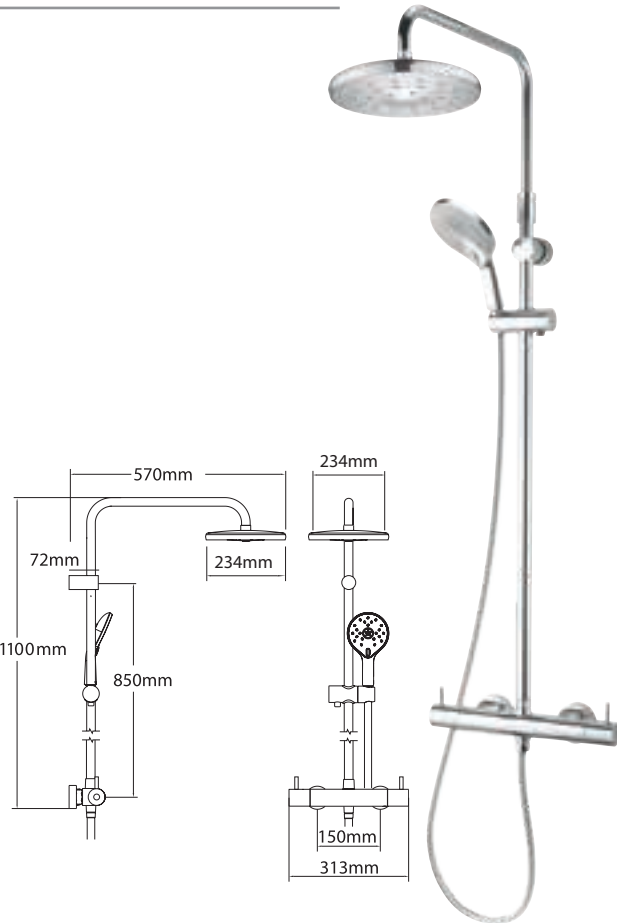
Unified Water Label
9 l/min

AOCTSEFCP Chrome Ex.VAT £300.98 Inc.VAT £361.18



Methven Showers
KAHA

Satinjet®
KAHA COOL TO TOUCH
BAR SHOWER WITH
DIVERTER



VALVE:
Thermostatic
OPERATION:
Separate flow and
temperature controls
INLET CONNECTIONS:
15mm Compression
WORKING PRESSURE:
1.0 - 5.0 bar

- Water efficient without compromising performance
- Includes Satinjet overhead and Kaha Satinjet handset
- Choose from Satinjet body shower or massage sprays
- 38°C temperature hot stop with override facility
- Valve is safe and cool to touch making it ideal for families
- Includes easy fit connections
- Riser height can be adjusted to suit your family

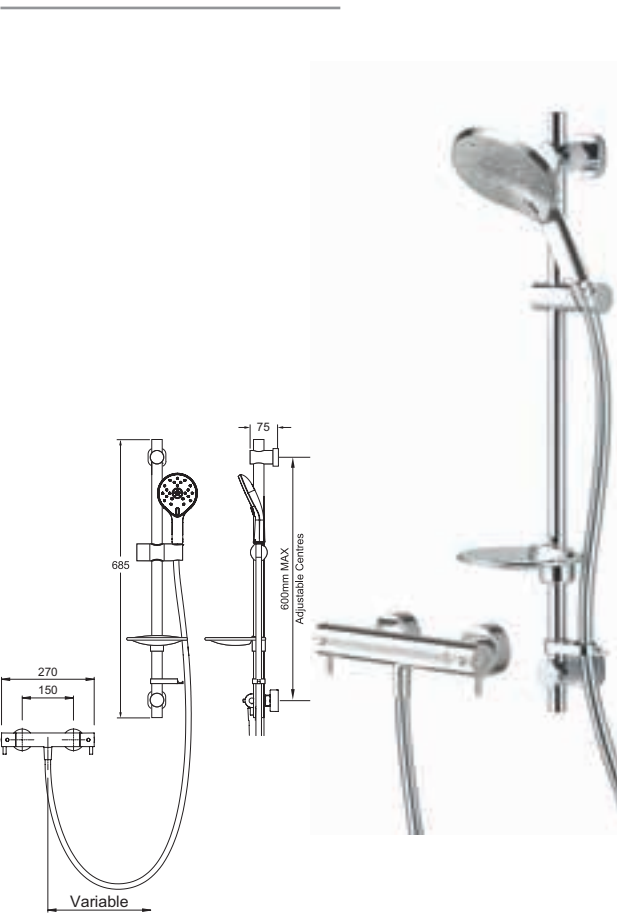


Unified Water Label 9 l/min

KHCTADEF Chrome

Ex.VAT £491.40 Inc.VAT £589.68

Satinjet®
KAHA COOL TO TOUCH
BAR MIXER WITH EASY
FIT SHOWER KIT



VALVE:
Thermostatic
OPERATION:
Separate flow and
temperature controls
INLET CONNECTIONS:
15mm Compression
WORKING PRESSURE:
1.0 - 5.0 bar

- Water efficient without compromising performance
- Includes Kaha Satinjet handset
- Choose from Satinjet body shower or massage sprays
- 38°C temperature hot stop with override facility
- Valve is safe and cool to touch making it ideal for families
- Includes easy fit connections
- Easy to fit shower rail - simply twist and lock brackets into place, see page 33



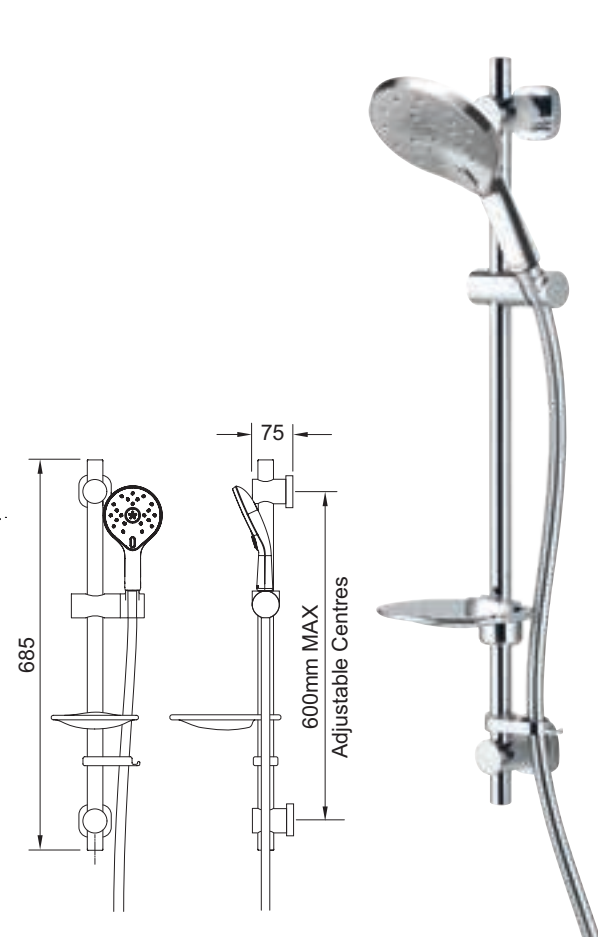
Unified Water Label 9 l/min

KHCTSEFCP Chrome

Ex.VAT £228.80 Inc.VAT £274.56

Methven Showers
KAHA

Satinjet®
KAHA EASY FIT
SHOWER KIT



INLET CONNECTIONS:
1/2" BSP
WORKING PRESSURE:
0.35 - 5.0 bar

- Water efficient without compromising performance
- Choose from Satinjet body shower or massage sprays
- Easy to fit shower rail - simply twist and lock brackets into place
- Easy clean, twist free smooth hose



Unified Water Label 9 l/min

EKIT08/KH Chrome

Ex.VAT £130.00 Inc.VAT £156.00

METHVEN

EASY FIT
SHOWER RAIL

INSTALLATION GUIDE
IDEAL FOR RETRO-FIT - USE YOUR
EXISTING SHOWER RAIL HOLES



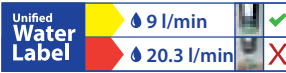
Methven Showers
WAIPORI

Satinjet®
WAIPORI COOL TO
TOUCH BAR SHOWER
WITH DIVERTER



VALVE:
Thermostatic
OPERATION:
Separate flow and
temperature controls
INLET CONNECTIONS:
15mm Compression
WORKING PRESSURE:
1.5 - 5.0 bar

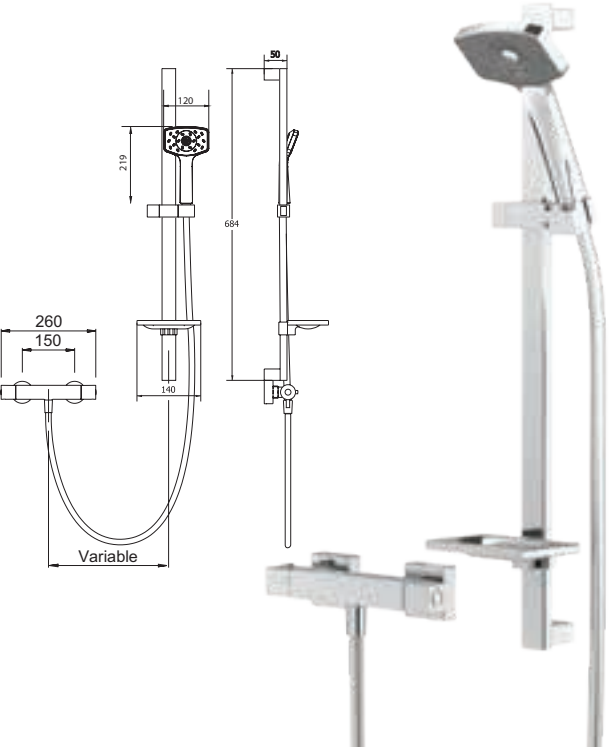
- Water efficient without compromising on performance
- Includes Satinjet overhead and Waipori Satinjet handset
- Supplied with 9l/min flow regulator
- 38°C temperature hot stop with override facility
- Valve is safe and cool to touch making it ideal for families
- Riser height can be adjusted to suit your family



WCTSDEF Chrome & Graphite

Ex.VAT £492.04 Inc.VAT £590.45

Satinjet®
WAIPORI COOL TO
TOUCH BAR SHOWER



VALVE:
Thermostatic
OPERATION:
Separate flow and
temperature controls
INLET CONNECTIONS:
15mm Compression
WORKING PRESSURE:
0.5 - 5.0 bar

- Water efficient without compromising performance
- Rectangular head for a wide spray pattern
- Supplied with 9l/min flow regulator
- 38°C temperature hot stop with override facility
- Valve is safe and cool to touch making it ideal for families

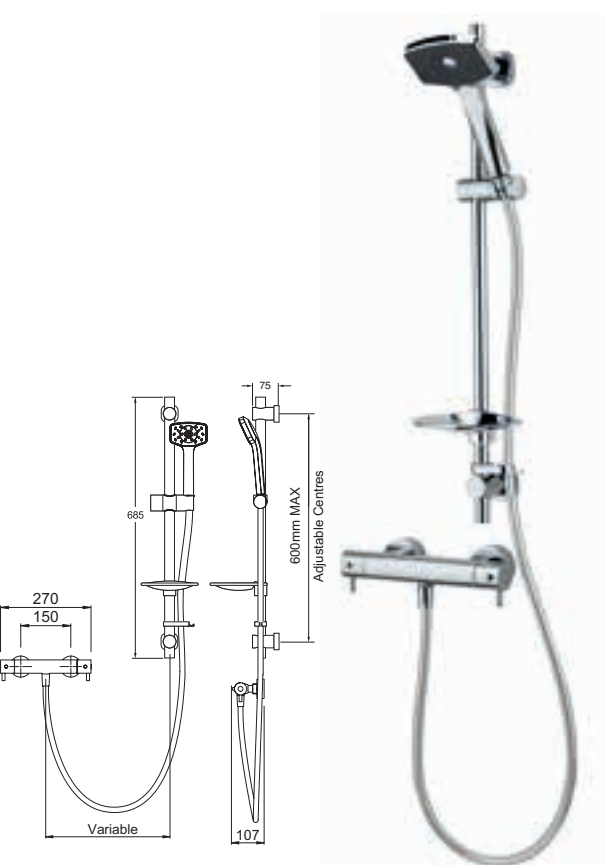


WCTS Chrome & Graphite

Ex.VAT £191.41 Inc.VAT £229.69

Methven Showers
WAIPORI

Satinjet®
WAIPORI COOL TO
TOUCH BAR SHOWER
WITH EASY FIT KIT



VALVE:
Thermostatic
OPERATION:
Separate flow and
temperature controls
INLET CONNECTIONS:
15mm Compression
WORKING PRESSURE:
1.0 - 5.0 bar

- Water efficient without compromising performance
- Rectangular head for a wide spray pattern
- Supplied with 9l/min flow regulator
- 38°C temperature hot stop with override facility
- Valve is safe and cool to touch making it ideal for families
- Easy to fit shower rail - simply twist and lock brackets into place, see page 40



WKCTS Chrome & Graphite

Ex.VAT £160.51 Inc.VAT £192.61

Satinjet®
WAIPORI SHOWER KIT




INLET CONNECTIONS:
1/2" BSP
WORKING PRESSURE:
0.35 - 5.0 bar

- Water efficient without compromising performance
- Rectangular head for a wide spray pattern
- Supplied with 9l/min flow regulator



WK1 Chrome & Graphite



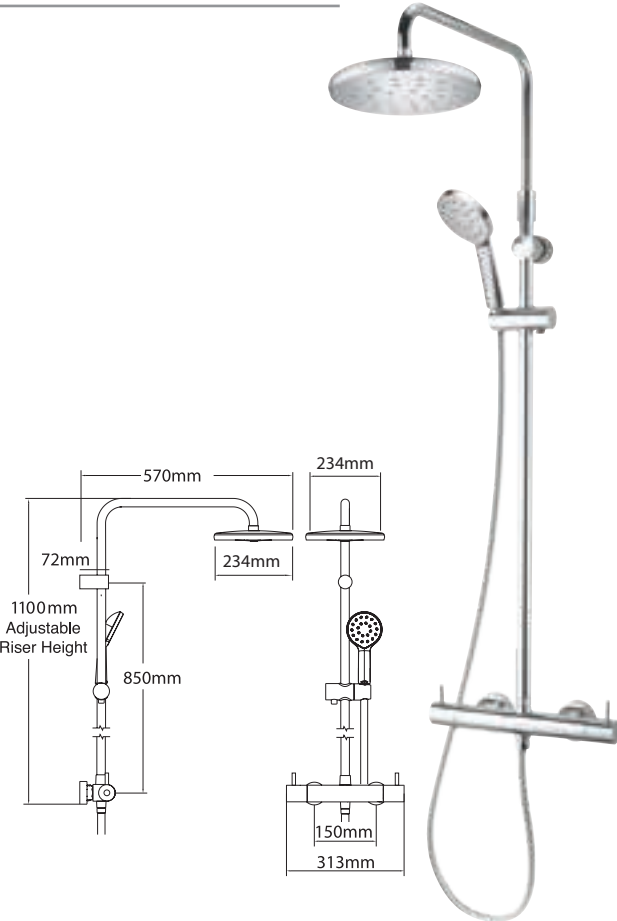
Ex.VAT £66.84 Inc.VAT £80.21

Methven Showers

KIRI

Satinjet®

KIRI MK2 COOL TO TOUCH BAR SHOWER WITH DIVERTER



- VALVE:** Thermostatic

OPERATION: Separate flow and temperature controls

INLET CONNECTIONS: 15mm Compression

WORKING PRESSURE: 1.0 - 5.0 bar
- Water efficient without compromising performance
 - Includes Satinjet overhead and Kiri Satinjet handset
 - 38°C temperature hot stop with override facility
 - Valve is safe and cool to touch making it ideal for families
 - Includes easy fit connections
 - Riser height can be adjusted to suit your family



Unified Water Label 9 l/min

KRCTADEF Chrome

Ex.VAT £450.66 Inc.VAT £540.79

Satinjet®

KIRI COOL TO TOUCH BAR SHOWER WITH DIVERTER



- VALVE:** Thermostatic

OPERATION: Separate flow and temperature controls

INLET CONNECTIONS: 15mm Compression

WORKING PRESSURE: 1.5 - 5.0 bar
- Water efficient without compromising performance
 - Includes Satinjet overhead and Kiri Satinjet handset
 - 38°C temperature hot stop with override facility
 - Valve is safe and cool to touch making it ideal for families
 - Includes easy fit connections



KCTSDEF Chrome & Graphite

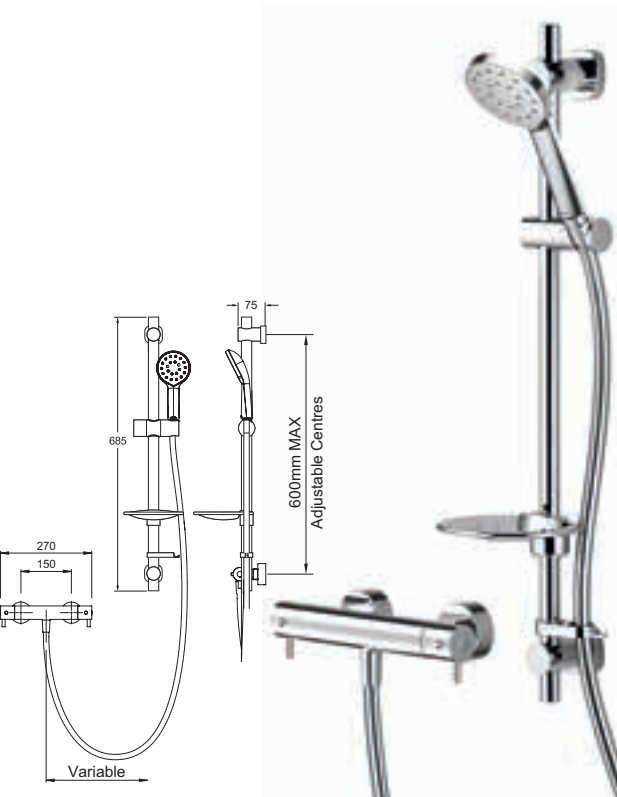
Ex.VAT £404.08 Inc.VAT £484.90

Methven Showers

KIRI

Satinjet®

KIRI MK2 COOL TO TOUCH BAR SHOWER WITH EASY FIT SHOWER KIT



- VALVE:** Thermostatic

OPERATION: Separate flow and temperature controls

INLET CONNECTIONS: 15mm Compression

WORKING PRESSURE: 1.0 - 5.0 bar
- Water efficient without compromising performance
 - Includes Kiri Satinjet handset
 - 38°C temperature hot stop with override facility
 - Valve is safe and cool to touch making it ideal for families
 - Includes easy fit connections
 - Easy to fit shower rail - simply twist and lock brackets into place, see page 40



Unified Water Label 9 l/min


KRCTSEFCP Chrome

Ex.VAT £218.40 Inc.VAT £262.08

METHVEN

Satinjet®

KIRI COOL TO TOUCH BAR SHOWER



- VALVE:** Thermostatic

OPERATION: Separate flow and temperature controls

INLET CONNECTIONS: 15mm Compression

WORKING PRESSURE: 0.5 - 5.0 bar
- Water efficient without compromising performance
 - Includes Kiri Satinjet handset
 - 38°C temperature hot stop with override facility
 - Valve is safe and cool to touch making it ideal for families
 - Eco flow control with override facility
 - Includes easy fit connections
 - Easy to use handset slider



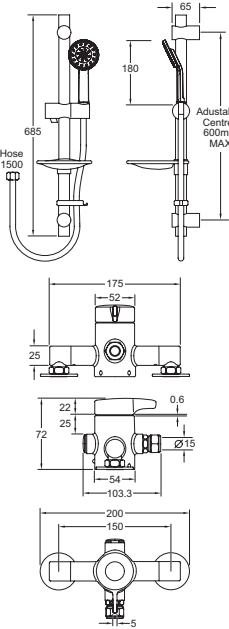
Unified Water Label 9 l/min 22.5 l/min

KCTS Chrome & Graphite

Ex.VAT £201.53 Inc.VAT £241.84

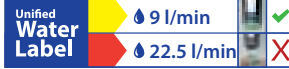
Methven Showers
KIRI

Satinjet®
KIRI SEQUENTIAL
VALVE & KIT



VALVE:
Thermostatic
OPERATION:
Sequential Control
INLET CONNECTIONS:
15mm Compression
WORKING PRESSURE:
0.35 - 5.0 bar

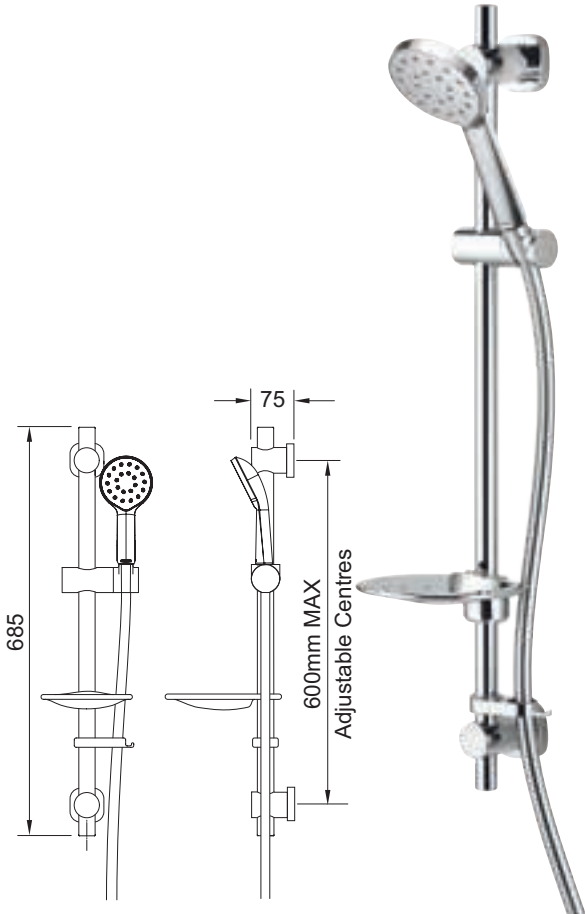
- Water efficient without compromising performance
- Includes Kiri Satinjet handset
- Supplied with 9l/min flow regulator
- Riser rail features adjustable brackets - ideal for retrofit
- Single control operates both on/off & temperature control



KISSMCP Chrome & Graphite

Ex.VAT £231.92 Inc.VAT £278.30

Satinjet®
KIRI MK2 EASY FIT
SHOWER KIT



INLET CONNECTIONS:
½" BSP
WORKING PRESSURE:
0.35 - 5.0 bar

- Water efficient without compromising performance
- Includes Kiri Satinjet handset
- Supplied with 9l/min flow regulator
- Easy to fit shower rail - simply twist and lock brackets into place, see page 40



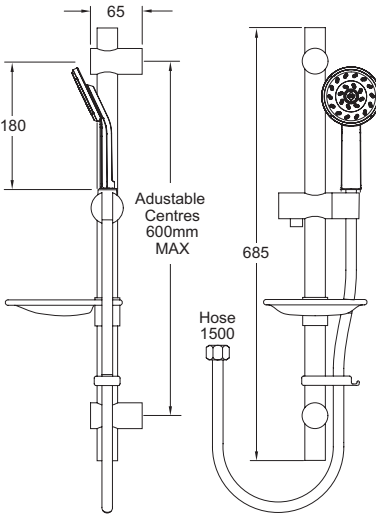
EKIT09/KR Chrome

Ex.VAT £99.66 Inc.VAT £119.59

Methven Showers
KIRI


METHVEN

Satinjet®
KIRI SHOWER KIT



INLET CONNECTIONS:
½" BSP
WORKING PRESSURE:
0.35 - 5.0 bar

- Water efficient without compromising performance
- Includes Kiri Satinjet handset
- Supplied with 9l/min flow regulator
- Riser rail features adjustable brackets - ideal for retrofit
- Option with 1m rail - K1MSK



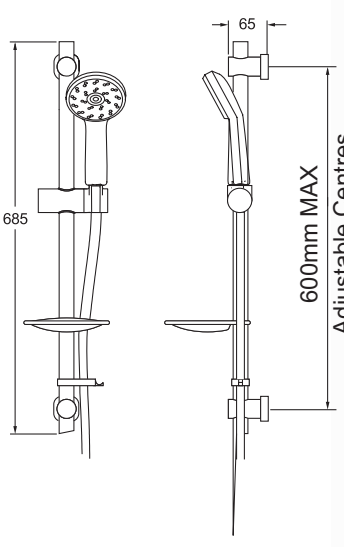
KK1 Chrome & Graphite

Ex.VAT £59.76 Inc.VAT £71.71

K1MSK Chrome & Graphite

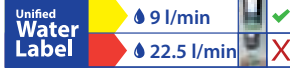
Ex.VAT £84.36 Inc.VAT £101.23

Satinjet®
KIRI EASY FIT SHOWER
KIT



INLET CONNECTIONS:
½" BSP
WORKING PRESSURE:
0.35 - 5.0 bar

- Water efficient without compromising performance
- Includes Kiri Satinjet handset
- Supplied with 9l/min flow regulator
- Easy to fit shower rail - simply twist and lock brackets into place, see page 40




EKIT05/K Chrome & Graphite

Ex.VAT £97.34 Inc.VAT £116.81

EASY FIT SHOWER RAIL

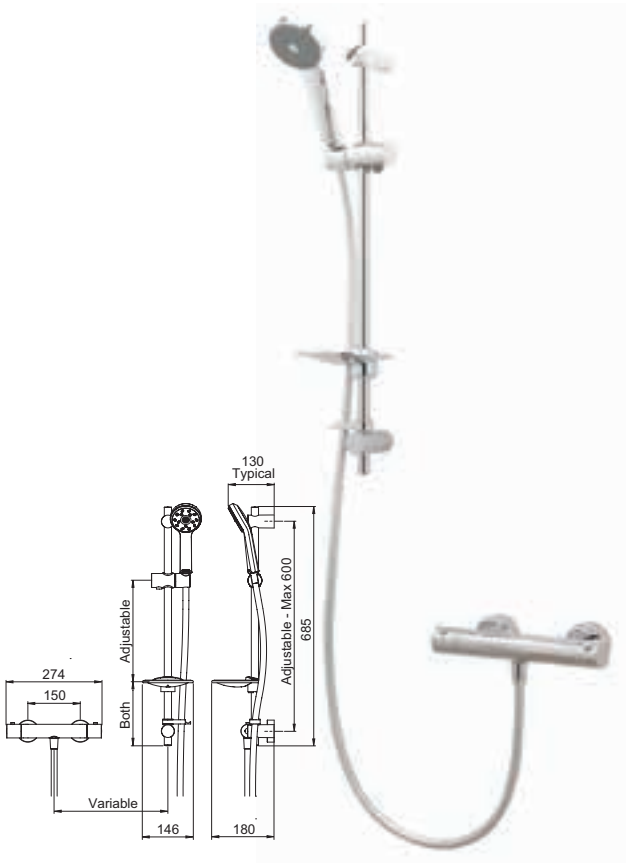
INSTALLATION GUIDE
IDEAL FOR RETRO-FIT – USE YOUR
EXISTING SHOWER RAIL HOLES



Methven Showers MAKU

METHVEN

Satinjet® MAKU COOL TO TOUCH BAR SHOWER



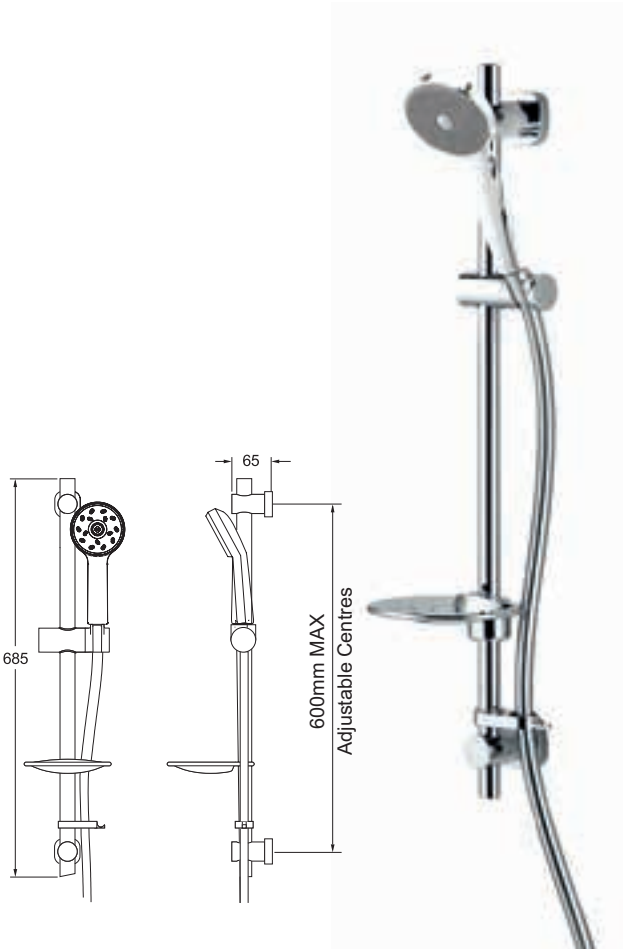
- VALVE:**
Thermostatic
- OPERATION:**
Separate flow and temperature controls
- INLET CONNECTIONS:**
15mm Compression
- WORKING PRESSURE:**
0.35 - 5.0 bar
- Water efficient without compromising performance
 - Includes Maku Satinjet handset
 - Supplied with 9l/min flow regulator
 - 38°C temperature hot stop with override facility
 - Valve is safe and cool to touch making it ideal for families
 - Eco flow control with override facility
 - Includes easy fit connections
 - Riser rail features adjustable brackets - ideal for retrofit



MCTS Chrome & Graphite

Ex.VAT £151.91 Inc.VAT £182.29

Satinjet® MAKU EASY FIT SHOWER KIT



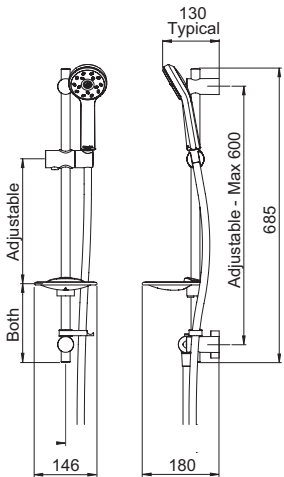
- INLET CONNECTIONS:**
1/2" BSP
- WORKING PRESSURE:**
0.35 - 5.0 bar
- Water efficient without compromising performance
 - Includes Maku Satinjet handset
 - Supplied with 9l/min flow regulator
 - Suitable for all showers
 - Ideal for electric showers
 - Easy to fit shower rail - simply twist and lock brackets into place



EKIT04/M Chrome & Graphite

Ex.VAT £94.10 Inc.VAT £112.92

Satinjet®
MAKU SHOWER KIT



INLET CONNECTIONS:
1/2" BSP
WORKING PRESSURE:
0.35 - 5.0 bar

- Water efficient without compromising performance
- Includes Maku Satinjet handset
- Supplied with 9l/min flow regulator
- Suitable for all showers
- Ideal for electric showers
- Riser rail features adjustable brackets - ideal for retrofit

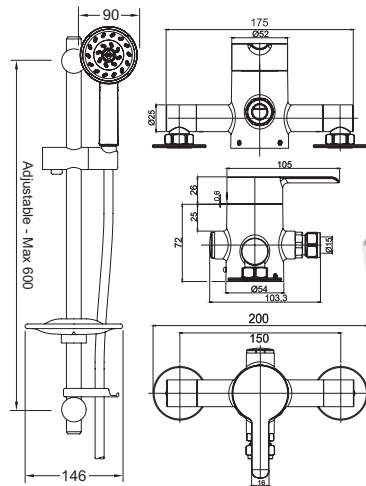
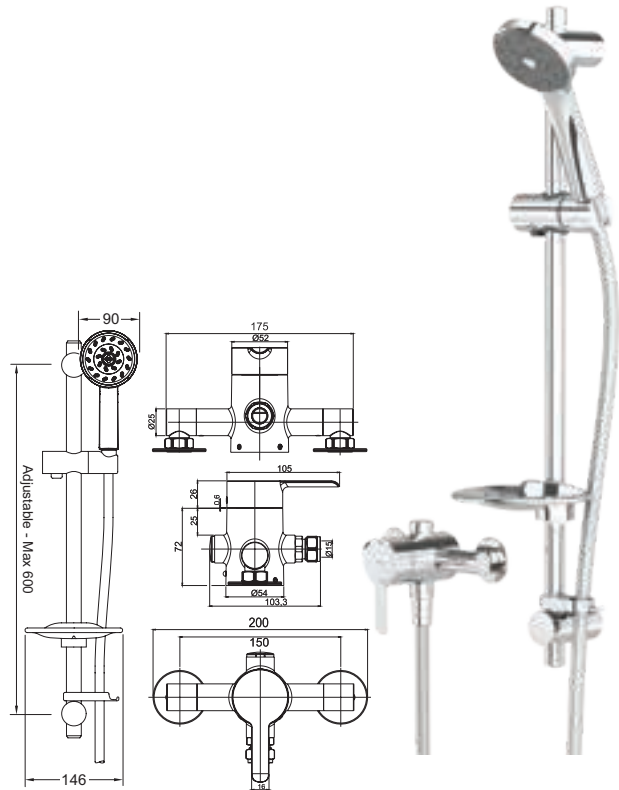


MK1 Chrome & Graphite



Ex.VAT £54.68 Inc.VAT £65.62

Satinjet®
KEA SEQUENTIAL
VALVE & KIT



VALVE:
Thermostatic
OPERATION:
Sequential Control
INLET CONNECTIONS:
15mm Compression
WORKING PRESSURE:
0.35 - 5.0 bar

- Water efficient without compromising performance
- Includes Maku Satinjet handset
- Supplied with 9l/min flow regulator
- Riser rail features adjustable brackets - ideal for retrofit
- Single control operates both on/off & temperature control



KESSMCP Chrome & Graphite



Ex.VAT £221.79 Inc.VAT £266.15


Methven's most efficient
showers helping you to
comply with Part G

Achieve the flow rate without
compromising on performance



Satinjet®

KIRI LOW FLOW MK2 HANDSET
PAGE 23



Satinjet®

KIRI LOW FLOW MK2 SHOWER ROSE
PAGE 23

Satinjet®

KIRI LOW FLOW HANDSET
PAGE 24



Satinjet®

KIRI LOW FLOW SHOWER HEAD
PAGE 24

Our unique showering technology enables users to enjoy a powerful showering experience while only using 6 litres a minute compared to conventional showers that use an average of 12 litres per minute.

This means that 48 litres of water can be saved during a typical eight-minute shower*, that's the equivalent to eight watering cans!

In one year, an average household could save 42,048 litres** of water by switching to a Satinjet low flow shower head.

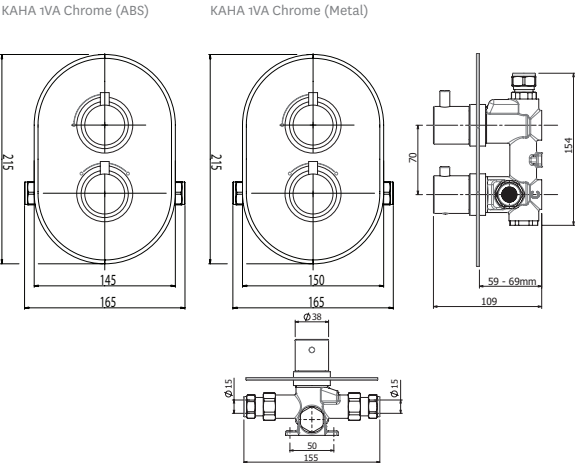
SAVE 8
WATERING
CANS



*water use in the bathroom attributes to almost 70% of a home's entire usage and with the average length of shower 8 minutes
**figures based on 2.4 people per household showering for 8 minutes once a day for 365 days"

Methven Showers
KAHA

KAHA CONCEALED
MIXER VALVE
(SINGLE OUTLET)



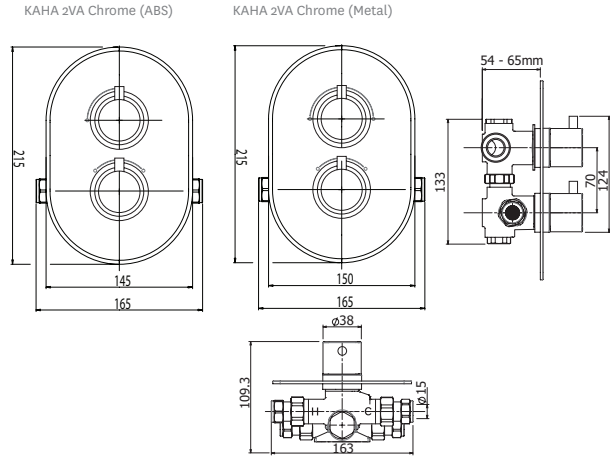
- VALVE:**
Thermostatic
OPERATION:
Separate flow and temperature controls
INLET CONNECTIONS:
15mm Compression
WORKING PRESSURE:
0.2 - 5.0 bar
- 38°C temperature hot stop with override facility
 - Available with brass or ABS concealing plate
 - Concealed shower spindle extension available see page 166
 - Also available in matte black see page 16



KAHA 1V Chrome (Brass) Ex.VAT £302.82 Inc.VAT £363.38

KAHA 1VA Chrome (ABS plate) Ex.VAT £255.04 Inc.VAT £306.05

KAHA CONCEALED
MIXER VALVE
(2 OUTLETS)



- VALVE:**
Thermostatic
OPERATION:
Separate flow and temperature controls
INLET CONNECTIONS:
15mm Compression
WORKING PRESSURE:
0.5 - 5.0 bar
- 38°C temperature hot stop with override facility
 - Diverter cartridge to two outlets
 - Available with brass or ABS concealing plate
 - Concealed shower spindle extension available see page 166
 - Also available in matte black see page 16



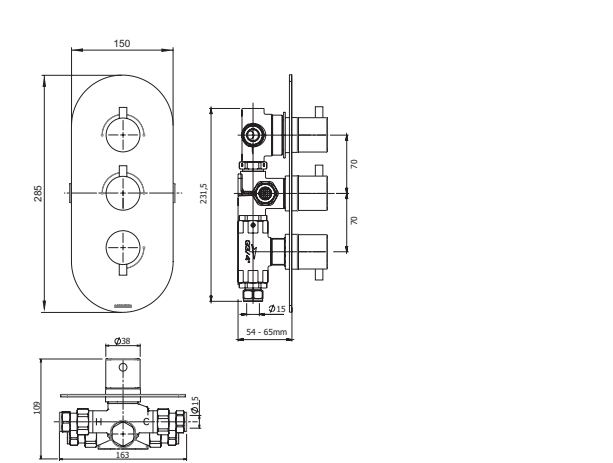
KAHA 2VDIV Chrome (Brass) Ex.VAT £353.44 Inc.VAT £424.13

KAHA 2VDIVA Chrome (ABS plate) Ex.VAT £305.67 Inc.VAT £366.80

Methven Showers
KAHA

METHVEN

KAHA CONCEALED
MIXER VALVE
(3 OUTLETS)



- VALVE:**
Thermostatic
OPERATION:
Separate flow and temperature controls
INLET CONNECTIONS:
15mm Compression
WORKING PRESSURE:
1.0 - 5.0 bar
- 38°C temperature hot stop with override facility
 - Diverter cartridge to two outlets and separate stopcock for bath fill
 - Concealed shower spindle extension available see page 166
 - Also available in matte black see page 17



KAHA 3VDIV Chrome (Brass) Ex.VAT £454.73 Inc.VAT £545.68

Find out the
latest styles and
trends on...



facebook.com/MethvenUK



twitter.com/MethvenUK

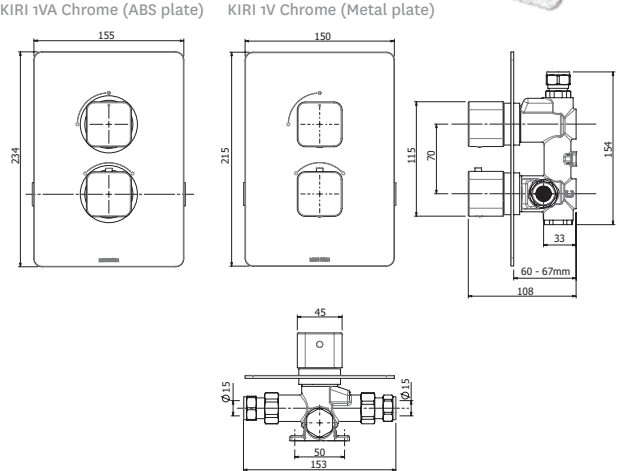


Instagram.com/methven_uk



Methven Showers
KIRI

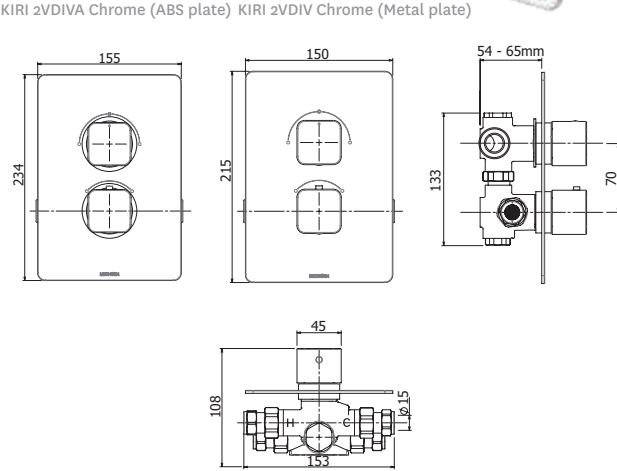
KIRI CONCEALED
MIXER VALVE
(SINGLE OUTLET)



- VALVE:**
Thermostatic
OPERATION:
Separate flow and temperature controls
INLET CONNECTIONS:
15mm Compression
WORKING PRESSURE:
0.2 - 5.0 bar
- 38°C temperature hot stop with override facility
 - Available with brass or ABS concealing plate
 - Concealed shower spindle extension available see page 166

Icons: (A), (H), 1/4, 1/2, 1, 2, NSF, Unified Water Label (14 l/min, 34 l/min), Ex.VAT £302.82 Inc.VAT £363.38, KIRI 1V Chrome (Brass), KIRI 1VA Chrome (ABS plate) Ex.VAT £255.04 Inc.VAT £306.05

KIRI CONCEALED
MIXER VALVE
(2 OUTLETS)



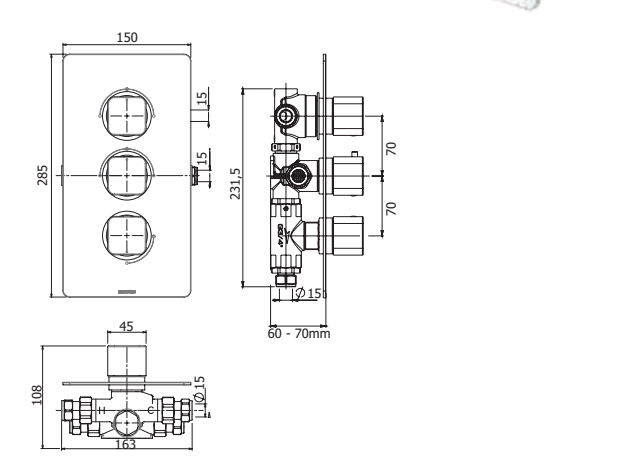
- VALVE:**
Thermostatic
OPERATION:
Separate flow and temperature controls
INLET CONNECTIONS:
15mm Compression
WORKING PRESSURE:
0.5 - 5.0 bar
- 38°C temperature hot stop with override facility
 - Diverter cartridge to two outlets
 - Available with brass or ABS concealing plate
 - Concealed shower spindle extension available see page 166

Icons: (H), (H), 1/4, 1/2, 1, 2, NSF, Unified Water Label (14 l/min, 30.5 l/min), Ex.VAT £353.44 Inc.VAT £424.13, KIRI 2VDIV Chrome (Brass), KIRI 2VDIVA Chrome (ABS plate) Ex.VAT £305.67 Inc.VAT £366.80

Methven Showers
KIRI

METHVEN

KIRI CONCEALED
MIXER VALVE
(3 OUTLETS)



- VALVE:**
Thermostatic
OPERATION:
Separate flow and temperature controls
INLET CONNECTIONS:
15mm Compression
WORKING PRESSURE:
1.0 - 5.0 bar
- 38°C temperature hot stop with override facility
 - Diverter cartridge to two outlets and separate stopcock for bath fill
 - Concealed shower spindle extension available see page 166

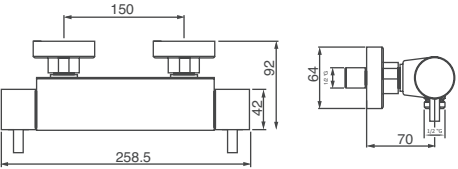
Icons: (H), (H), 1/4, 1/2, 1, 2, NSF, Unified Water Label (20 l/min, 32 l/min), Ex.VAT £454.73 Inc.VAT £545.68, KIRI 3VDIV Chrome (Brass)



Methven Showers
BAR

METHVEN

SOL BAR SHOWER



VALVE:
Thermostatic
OPERATION:
Separate flow and temperature controls
INLET CONNECTIONS:
15mm Compression
WORKING PRESSURE:
0.2 - 5.0 bar

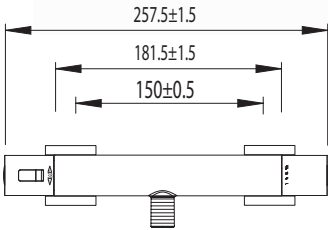
- Ultimate thermostatic performance
- Includes easy fit connections



SOLBEF Chrome

Ex.VAT £316.47 Inc.VAT £379.76

SQUARE COOL TO TOUCH BAR VALVE



VALVE:
Thermostatic
OPERATION:
Separate flow and temperature controls
INLET CONNECTIONS:
15mm Compression
WORKING PRESSURE:
0.5 - 5.0 bar

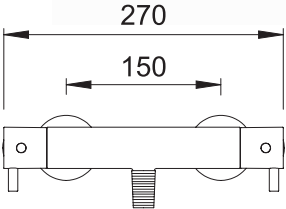
- 38°C temperature hot stop with override facility
- Valve is safe and cool to touch making it ideal for families
- Includes easy fit connections



CTBV01 Chrome

Ex.VAT £145.60 Inc.VAT £174.72

COOL TO TOUCH BAR VALVE



VALVE:
Thermostatic
OPERATION:
Separate flow and temperature controls
INLET CONNECTIONS:
15mm Compression
WORKING PRESSURE:
0.2 - 5.0 bar

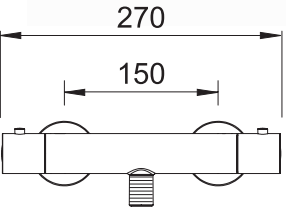
- 38°C temperature hot stop with override facility
- Valve is safe and cool to touch making it ideal for families
- Eco flow control with override facility
- Includes easy fit connections
- Lever handle for ease of use



CTBV02 Chrome

Ex.VAT £120.38 Inc.VAT £144.46

COOL TO TOUCH BAR VALVE



VALVE:
Thermostatic
OPERATION:
Separate flow and temperature controls
INLET CONNECTIONS:
15mm Compression
WORKING PRESSURE:
0.35 - 5.0 bar

- 38°C temperature hot stop with override facility
- Valve is safe and cool to touch making it ideal for families
- Eco flow control with override facility
- Includes easy fit connections



CTBV03 Chrome

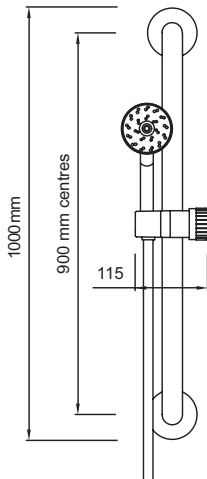
Ex.VAT £107.08 Inc.VAT £128.50

Methven Showers

SHOWER KITS

Satinjet®

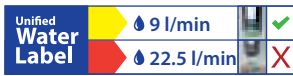
SATINJET RAIL SYSTEM



INLET CONNECTIONS:
1/2" BSP

WORKING PRESSURE:
0.35 - 5.0 bar

- Water efficient without compromising performance
- Includes Kiri Satinjet handset
- Supplied with 9l/min flow regulator
- 2m easy clean smooth hose
- Can be used as a grab bar

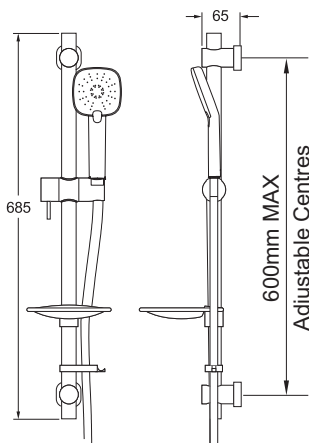


PHK1 Chrome & Graphite

Ex.VAT £120.53 Inc.VAT £144.64

Airstream™

3 MODE EASY FIT SHOWER KIT



INLET CONNECTIONS:
1/2" BSP

WORKING PRESSURE:
0.5 - 5.0 bar

- Features Airstream for softer, lighter, more voluminous showering
- Easy click 3 function spray
- Simple push button operation to change between Airstream full body, massage and combination spray
- Riser rail features easy fit adjustable brackets - ideal for retrofit

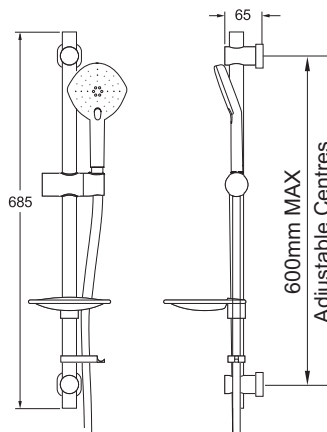


EKIT01/A Chrome & White

Ex.VAT £88.71 Inc.VAT £106.45

Airstream™

3 MODE EASY FIT SHOWER KIT



INLET CONNECTIONS:
1/2" BSP

WORKING PRESSURE:
0.5 - 5.0 bar

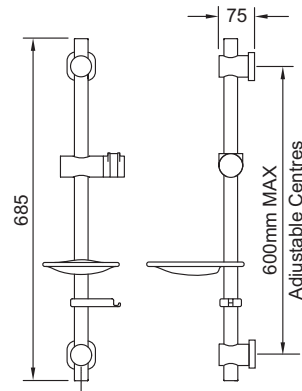
- Features Airstream for softer, lighter, more voluminous showering
- Easy click 3 function spray
- Simple push button operation to change between Airstream full body, massage and combination spray
- Riser rail features easy fit adjustable brackets - ideal for retrofit



EKIT03/A Chrome

Ex.VAT £79.15 Inc.VAT £94.98

EASY FIT SHOWER RAIL



- Easy to fit shower rail - simply twist and lock brackets into place, see page 40
- Riser rail features adjustable brackets - ideal for retrofit
- Button operation on slider adjustment



EFSR007 Chrome

Ex.VAT £57.20 Inc.VAT £68.64

Methven Showers
ARMS & ACCESSORIES

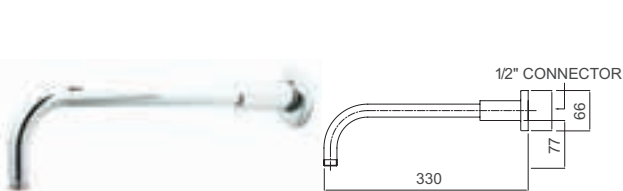
WALL-MOUNTED SHOWER ARM



- INLET CONNECTIONS:**
1/2" BSP
- Brass construction
 - Comes complete with 1/2" BSP connection

SAW148 Chrome Ex.VAT **£30.38** Inc.VAT **£36.46**

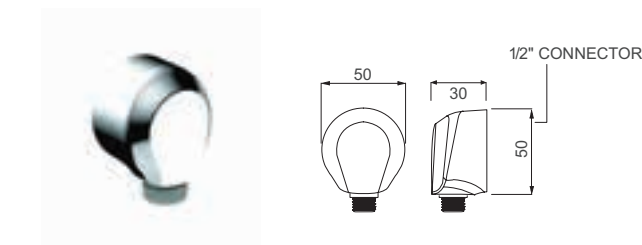
OVER HEAD WALL SHOWER ARM



- INLET CONNECTIONS:**
1/2" BSP
- Brass construction
 - Comes complete with 1/2" BSP connection

SAW320 Chrome Ex.VAT **£30.38** Inc.VAT **£36.46**

ROUND WALL UNION



- INLET CONNECTIONS:**
1/2" BSP
- Brass construction
 - Comes complete with 1/2" BSP connection

WUR Chrome Ex.VAT **£55.69** Inc.VAT **£66.83**

SQUARE WALL UNION



- INLET CONNECTIONS:**
1/2" BSP
- Brass construction
 - Comes complete with 1/2" BSP connection

METHSQELB Chrome Ex.VAT **£55.69** Inc.VAT **£66.83**

ROUND PARKING BRACKET



- Brass construction

RPB Chrome Ex.VAT **£50.64** Inc.VAT **£60.77**

Methven Showers
ARMS & ACCESSORIES

METHVEN

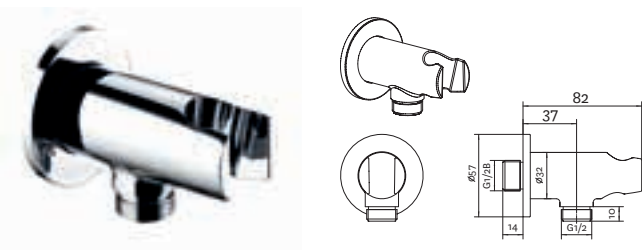
SQUARE PARKING BRACKET



- Brass construction

SPB Chrome Ex.VAT **£50.64** Inc.VAT **£60.77**

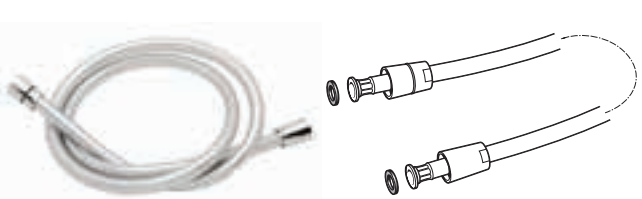
WALL ELBOW PARKING BRACKET



- INLET CONNECTIONS:**
1/2" BSP
- Brass construction

WEPB Chrome Ex.VAT **£54.08** Inc.VAT **£64.90**

SMOOTH SHOWER HOSE 1.5M




- INLET CONNECTIONS:**
1/2" BSP
- Easy clean, twist free smooth hose



HOS1.5PVS07 Chrome 1.5 metre Ex.VAT **£27.44** Inc.VAT **£32.93**

HOSE2.0 Chrome (2 metre) Ex.VAT **£31.91** Inc.VAT **£38.29**



OUR CUSTOMERS LOVE US!

99%
Recommended


98%
QUALITY ASSURED

95%
EXCELLENT CUSTOMER SERVICE


CUSTOMER FEEDBACK IS IMPORTANT TO US

Our 2019 survey results showed that 99% of our customers would recommend Methven to a friend or colleague. Our NPS score is 39. Other national retailers in the industry average at 35. So we're delighted to be above average.


Find out the latest styles and trends on...




facebook.com/MethvenUK



twitter.com/MethvenUK



Instagram.com/methven_uk





METHVEN

★★★★★

"A Methven shower head is the perfect addition to a modern bathroom which is why we chose it. It creates a lovely waterfall/rain like quality which the whole family loves."



METHVEN

★★★★★

"The futuristic Methven Aio shower head is really funky. With such a posh shower head I now feel I need to upgrade everything else in my bathroom!"



METHVEN

★★★★★

"The Methven Kaha shower head is lightweight but well-built and has a sleek design - highly recommend!"



METHVEN

★★★★★

"The Methven Aio product is a real talking point with guests, everyone loves the smart design, especially the kids. A fun upgrade on basic shower heads."

Methven Taps
CHOOSE YOUR STYLE

BATHROOM



SURFACE
PAGE 58



AIO
PAGE 59



KAHA
PAGE 60



KIRI
PAGE 61



KEA
PAGE 62



BREEZE
PAGE 64



WAI
PAGE 66



AMIO
PAGE 68

KITCHEN



GASTON
PAGE 70



KAHA
PAGE 71



URBAN
PAGE 71



METRO
PAGE 71



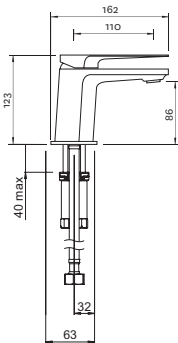
GLIDE
PAGE 71

METHVEN



Methven Taps
SURFACE

SURFACE BASIN MIXER



INLET CONNECTIONS:
½" BSP

WORKING PRESSURE:
0.35 - 5.0 bar

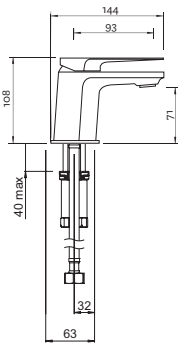
- Made with lead free eco brass to preserve water quality
- Ceramic cartridge for smooth operation
- Cushion close
- Slim stream aerator with directional swivel
- Twin stud clamp kit



SFBCP Chrome

Ex.VAT £244.40 Inc.VAT £293.28

SURFACE MINI BASIN MIXER



INLET CONNECTIONS:
½" BSP

WORKING PRESSURE:
0.35 - 5.0 bar

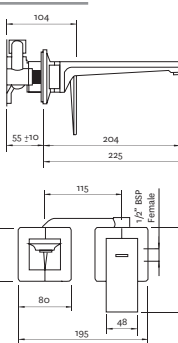
- Made with lead free eco brass to preserve water quality
- Ceramic cartridge for smooth operation
- Cushion close
- Slim stream aerator with directional swivel
- Twin stud clamp kit



SFBMCP Chrome

Ex.VAT £208.00 Inc.VAT £249.60

SURFACE WALL MOUNTED MIXER AND SPOUT



INLET CONNECTIONS:
½" BSP

WORKING PRESSURE:
1.5 - 5.0 bar

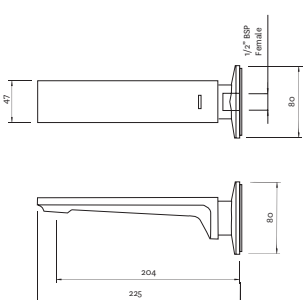
- Made with lead free eco brass to preserve water quality
- Ceramic cartridge for smooth operation
- 200mm spout for a wide range of basin specifications
- Slim stream aerator with directional swivel



SFWBCP Chrome

Ex.VAT £338.00 Inc.VAT £405.60

SURFACE WALL MOUNTED BATH SPOUT



INLET CONNECTIONS:
½" BSP

WORKING PRESSURE:
0.35 - 5.0 bar

- Made with lead free eco brass to preserve water quality
- Quick fit connector
- 200mm spout for a wide range of bath specifications



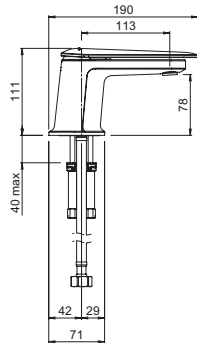
SFSPWBTCP Chrome

Ex.VAT £102.96 Inc.VAT £123.55

Methven Taps
AIO

METHVEN

AIO BASIN MIXER



INLET CONNECTIONS:
½" BSP

WORKING PRESSURE:
0.35 - 5.0 bar

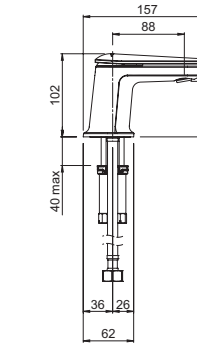
- Contemporary design for a clean sleek look
- Made with lead free eco brass to preserve water quality
- Ceramic cartridge for smooth operation
- Cushion close
- Slim stream aerator with directional swivel
- Twin stud clamp kit



AOBCPUK Chrome

Ex.VAT £187.37 Inc.VAT £224.84

AIO MINI BASIN MIXER



INLET CONNECTIONS:
½" BSP

WORKING PRESSURE:
0.35 - 5.0 bar

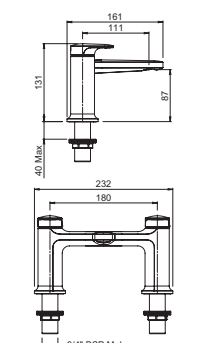
- Contemporary design for a clean sleek look
- Made with lead free eco brass to preserve water quality
- Ceramic cartridge for smooth operation
- Cushion close
- Slim stream aerator with directional swivel
- Twin stud clamp kit



AOBMCPUK Chrome

Ex.VAT £162.03 Inc.VAT £194.44

AIO BATH FILLER



INLET CONNECTIONS:
¾" BSP

WORKING PRESSURE:
0.35 - 5.0 bar

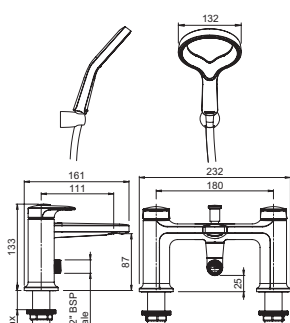
- Contemporary design for a clean sleek look
- Made with lead free eco brass to preserve water quality
- 110mm spout - suits a wide range of bath specifications



AOBFCPUK Chrome

Ex.VAT £253.18 Inc.VAT £303.82

AIO BATH SHOWER MIXER



INLET CONNECTIONS:
¾" BSP

WORKING PRESSURE:
1.0 - 5.0 bar

- Unique, halo shaped head for a designer look
- Features Aurajet technology for 20% more spray force than a conventional shower
- Water efficient without compromising showering performance
- Handset resists the build up of limescale
- Made with lead free eco brass to preserve water quality

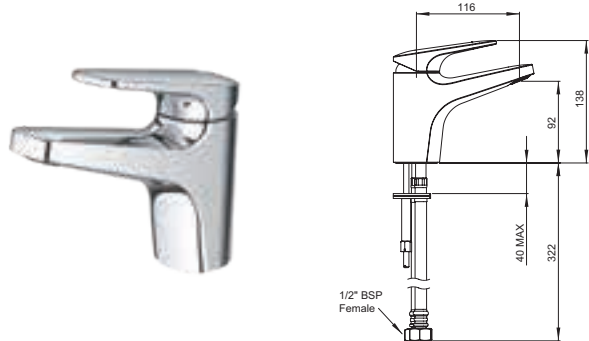


AOBSMCPUK Chrome & Graphite

Ex.VAT £302.82 Inc.VAT £363.38

Methven Taps
KAHA

KAHA BASIN MIXER WITH SWIVEL
BASE



INLET CONNECTIONS:
1/2" BSP

WORKING PRESSURE:
0.35 - 5.0 bar

- Swivel spout makes it ideal for smaller sinks
- Optional base trim ring on spout
- Ceramic cartridge for smooth operation
- Slim stream aerator with directional swivel



KAHA 113 Chrome

Unified Water Label 7 l/min

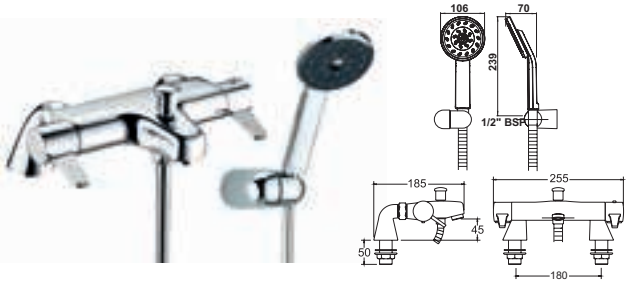
Ex.VAT £177.22 Inc.VAT £212.66



Methven Taps
KIRI

METHVEN

Satinjet®
KIRI LEVER THERMOSTATIC PILLAR
MOUNTED BATH SHOWER MIXER



VALVE:
Thermostatic

OPERATION:
Separate flow and temperature controls

INLET CONNECTIONS:
3/4" BSP

WORKING PRESSURE:
1.0 - 5.0 bar



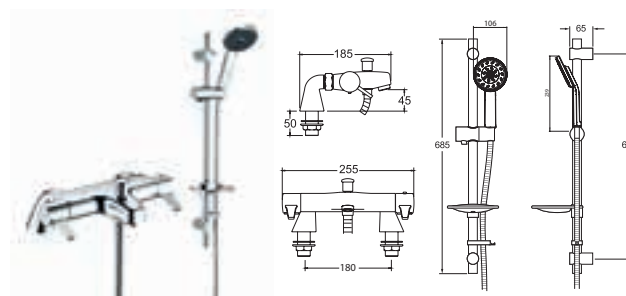
KLTV106 Chrome & Graphite

- Complete with Kiri Satinjet handset & wall bracket
- Water efficient without compromising showering performance
- Supplied with 9l/min flow regulator
- Thermostatic valve with 38°C temperature stop (with override)

Unified Water Label 9 l/min 22.5 l/min

Ex.VAT £321.02 Inc.VAT £385.22

Satinjet®
KIRI LEVER THERMOSTATIC PILLAR
MOUNTED BATH SHOWER MIXER



VALVE:
Thermostatic

OPERATION:
Separate flow and temperature controls

INLET CONNECTIONS:
3/4" BSP

WORKING PRESSURE:
1.0 - 5.0 bar



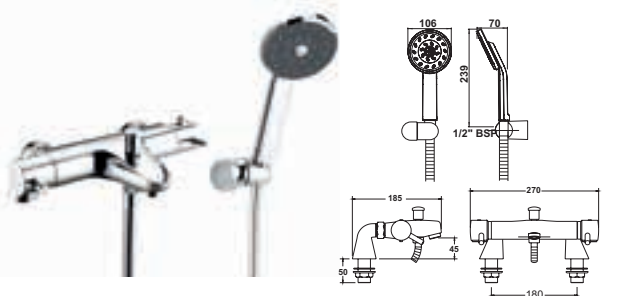
KLTV106/2BK Chrome & Graphite

- Complete with Kiri Satinjet handset & wall bracket
- Water efficient without compromising showering performance
- Supplied with 9l/min flow regulator
- Thermostatic valve with 38°C temperature stop (with override)

Unified Water Label 9 l/min 22.5 l/min

Ex.VAT £373.76 Inc.VAT £448.51

Satinjet®
KIRI THERMOSTATIC PILLAR
MOUNTED BATH SHOWER MIXER



VALVE:
Thermostatic

OPERATION:
Separate flow and temperature controls

INLET CONNECTIONS:
3/4" BSP

WORKING PRESSURE:
1.0 - 5.0 bar



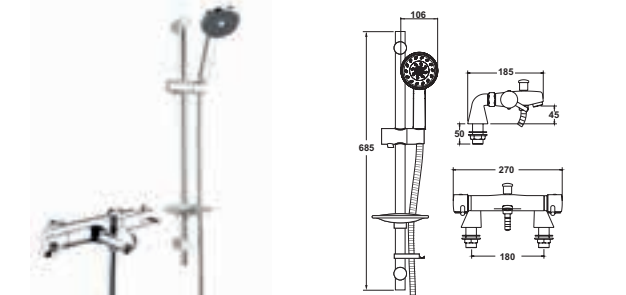
TLV106 Chrome & Graphite

- Complete with Kiri Satinjet handset & wall bracket
- Water efficient without compromising showering performance
- Supplied with 9l/min flow regulator
- Thermostatic valve with 38°C temperature stop (with override)

Unified Water Label 9 l/min 22.5 l/min

Ex.VAT £308.17 Inc.VAT £369.80

Satinjet®
KIRI THERMOSTATIC PILLAR
MOUNTED BATH SHOWER MIXER



VALVE:
Thermostatic

OPERATION:
Separate flow and temperature controls

INLET CONNECTIONS:
3/4" BSP

WORKING PRESSURE:
1.0 - 5.0 bar



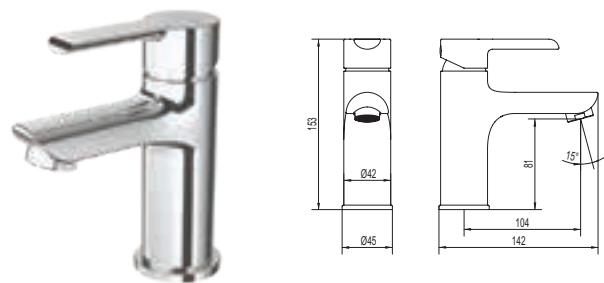
SHTLV106/2BK Chrome & Graphite Ex.VAT £363.58 Inc.VAT £436.30

- Complete with Kiri Satinjet handset & wall bracket
- Water efficient without compromising showering performance
- Supplied with 9l/min flow regulator
- Thermostatic valve with 38°C temperature stop (with override)

Unified Water Label 9 l/min 22.5 l/min

Methven Taps
KEA

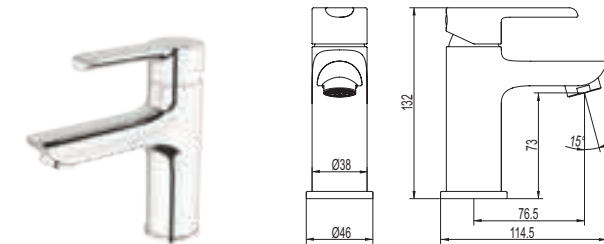
KEA MONO BASIN MIXER



- INLET CONNECTIONS:**
1/2" BSP
- WORKING PRESSURE:**
0.2 - 5.0 bar
- Ceramic cartridge for smooth operation
 - Slim stream aerator with directional swivel
 - Includes 7 l/min flow regulator fitted
 - Available with pop up waste - KEBPUWCPUK
 - Compatible with Waterblade

KEBCPUK Chrome	Ex.VAT £110.39 Inc.VAT £132.47
KEBPUWCPUK Chrome	Ex.VAT £114.65 Inc.VAT £137.58

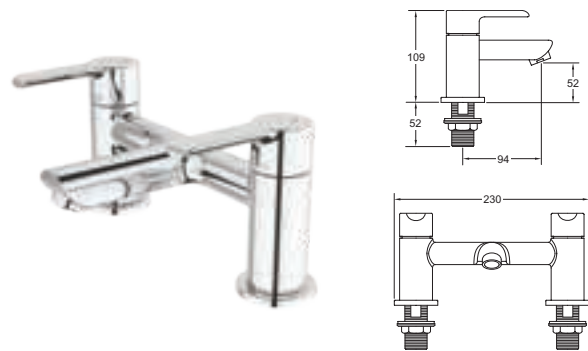
KEA MINI BASIN MIXER



- INLET CONNECTIONS:**
1/2" BSP
- WORKING PRESSURE:**
0.5 - 5.0 bar
- Ceramic cartridge for smooth operation
 - Slim stream aerator with directional swivel

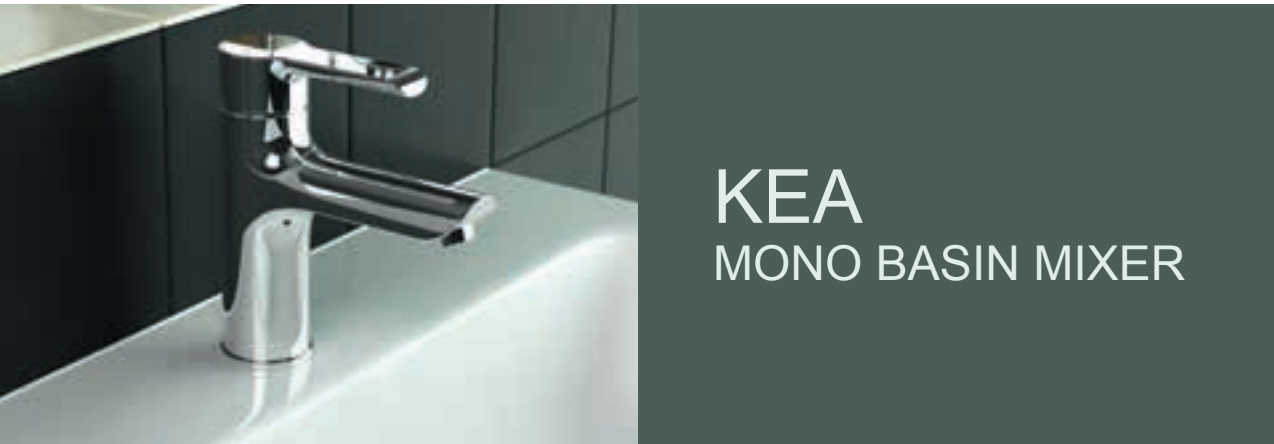
KEBMCPUK Chrome	Ex.VAT £100.27 Inc.VAT £120.32
-----------------	--------------------------------

KEA BATH FILLER



- INLET CONNECTIONS:**
3/4" BSP
- WORKING PRESSURE:**
0.3 - 5.0 bar
- Ceramic disc handles ensure a smooth operation

KEBF CPUK Chrome	Ex.VAT £161.03 Inc.VAT £193.24
------------------	--------------------------------

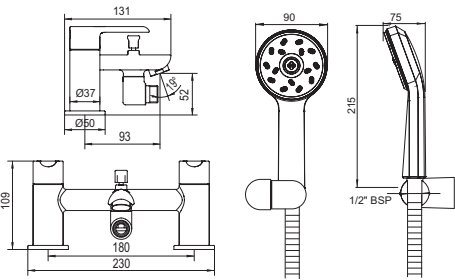


KEA
MONO BASIN MIXER

Methven Taps
KEA

METHVEN

Satinjet®
KEA BATH SHOWER MIXER



- INLET CONNECTIONS:**
3/4" BSP
- WORKING PRESSURE:**
0.5 - 5.0 bar
- Complete with Maku Satinjet handset & wall bracket
 - Water efficient without compromising showering performance
 - Supplied with 9l/min flow regulator
 - Ceramic disc handles ensure a smooth operation



KEBSMCPUK Chrome & Graphite	Ex.VAT £191.41 Inc.VAT £229.69
-----------------------------	--------------------------------



Luxury Handwashing
Half the Water

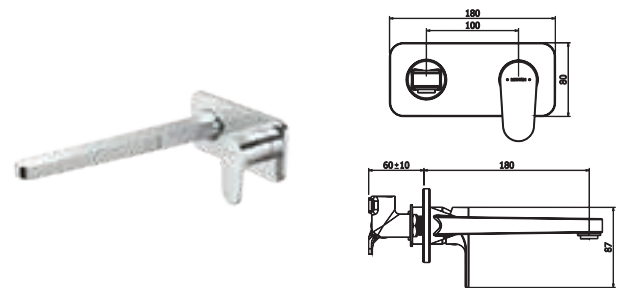
- Innovative technology
- Exceptional performance, giving 'Blade' at all mains supply pressures
- Look out for the compatible icon



www.bamfordswaterblade.com

Methven Taps
BREEZE

BREEZE WALL MOUNTED BASIN MIXER



INLET CONNECTIONS:
½" BSP

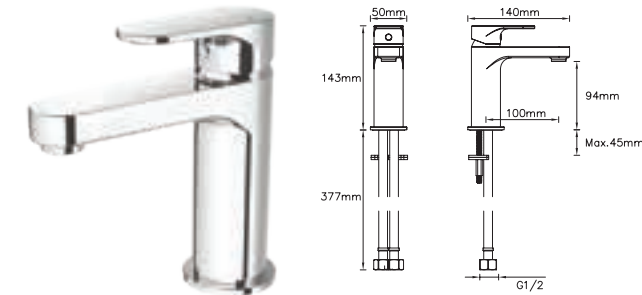
WORKING PRESSURE:
1.5 - 5.0 bar

- Ceramic cartridge for smooth operation
- Sealed faceplate
- Slim stream aerator with directional swivel
- Solid easy to grip handle



BRWMBCP Chrome	Ex.VAT £171.60 Inc.VAT £205.92
BRWMBBK Matte Black	Ex.VAT £228.80 Inc.VAT £274.56

BREEZE BASIN MIXER



INLET CONNECTIONS:
½" BSP

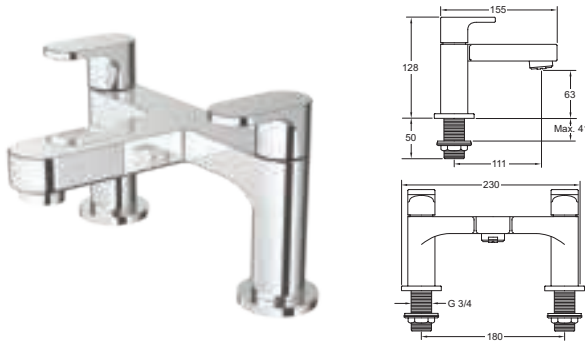
WORKING PRESSURE:
0.5 - 5.0 bar

- Ceramic cartridge for smooth operation
- Includes Press Top waste
- Twin stud clamp kit



BRBCPUK Chrome	Ex.VAT £130.64 Inc.VAT £156.77
BRBBKUK Matte Black	Ex.VAT £169.47 Inc.VAT £203.36
BRWBK Matte Black with press top waste	Ex.VAT £201.66 Inc.VAT £241.99

BREEZE BATH FILLER



INLET CONNECTIONS:
¾" BSP

WORKING PRESSURE:
0.3 - 5.0 bar

- Ceramic disc handles ensure a smooth operation



BRBFCPUK Chrome	Ex.VAT £191.41 Inc.VAT £229.69
-----------------	--



BREEZE
WALL MOUNTED
BASIN MIXER

Methven Taps
BREEZE

METHVEN

Satinjet®
BREEZE BATH SHOWER MIXER



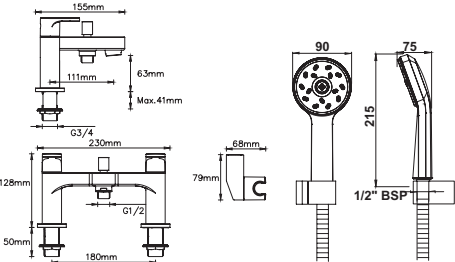
INLET CONNECTIONS:
¾" BSP

WORKING PRESSURE:
0.5 - 5.0 bar

- Complete with Maku Satinjet handset & wall bracket
- Water efficient without compromising showering performance
- Supplied with 9l/min flow regulator
- Ceramic disc handles ensure a smooth operation

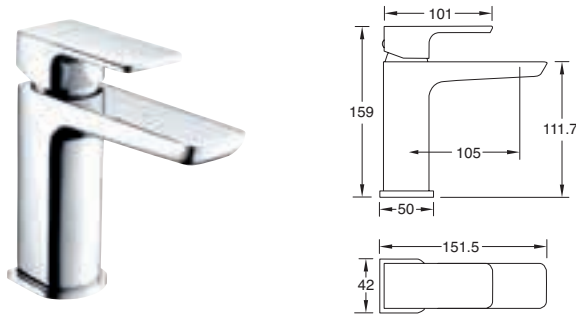


BRBSMCPUK Chrome & Graphite	Ex.VAT £221.79 Inc.VAT £266.15
-----------------------------	--



Methven Taps
WAI

WAI BASIN MIXER



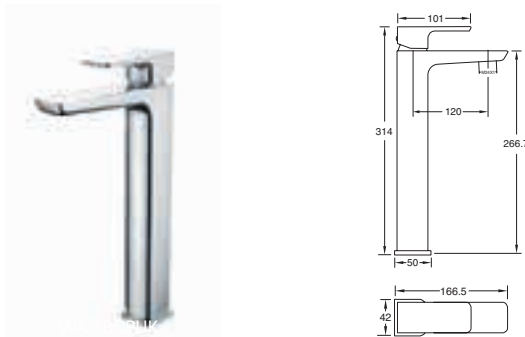
INLET CONNECTIONS:
1/2" BSP
WORKING PRESSURE:
0.3 - 5.0 bar

- Contemporary square design
- Ceramic cartridge for smooth operation
- Includes press top waste



WAIBCPUK Chrome Ex.VAT £100.10 Inc.VAT £120.12

WAI TALL BASIN MIXER



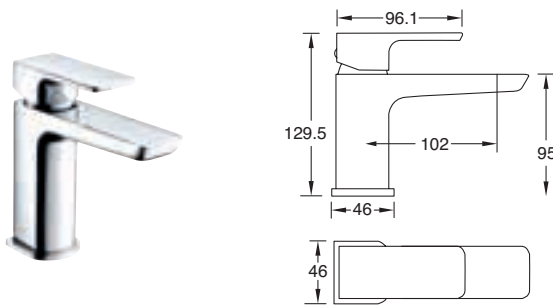
INLET CONNECTIONS:
1/2" BSP
WORKING PRESSURE:
0.3 - 5.0 bar

- Contemporary square design
- Ceramic cartridge for smooth operation



WAITBCPUK Chrome Ex.VAT £152.53 Inc.VAT £183.04

WAI MINI BASIN MIXER



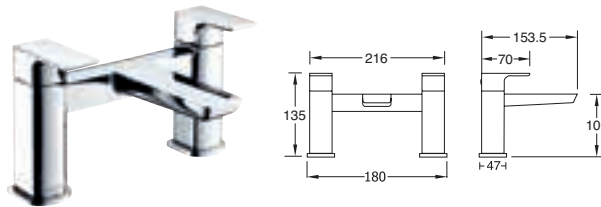
INLET CONNECTIONS:
1/2" BSP
WORKING PRESSURE:
0.3 - 5.0 bar

- Contemporary square design
- Ceramic cartridge for smooth operation



WAIBMCPUK Chrome Ex.VAT £80.08 Inc.VAT £96.10

WAI BATH FILLER



INLET CONNECTIONS:
3/4" BSP
WORKING PRESSURE:
0.5 - 5.0 bar

- Contemporary square design
- Ceramic disc handles ensure a smooth operation

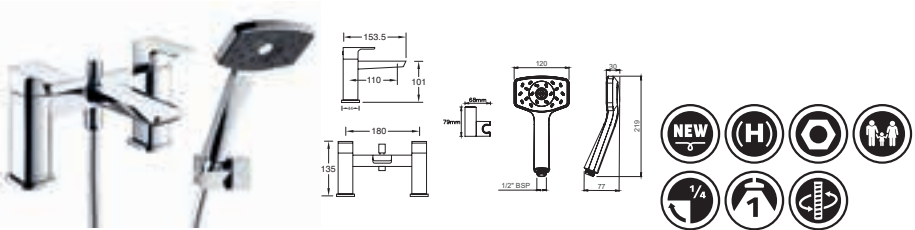


WAIBFCPUK Chrome Ex.VAT £143.00 Inc.VAT £171.60

Methven Taps
WAI

METHVEN

Satinjet®
WAI BATH SHOWER MIXER



INLET CONNECTIONS:
3/4" BSP
WORKING PRESSURE:
0.5 - 5.0 bar

- Complete with Waipori Satinjet handset & wall bracket
- Water efficient without compromising showering performance
- Supplied with 9l/min flow regulator
- Contemporary square design
- Ceramic disc handles ensure a smooth operation



WAIBSMCPUK Chrome & Graphite Ex.VAT £197.60 Inc.VAT £237.12

Find out the
latest styles and
trends on...



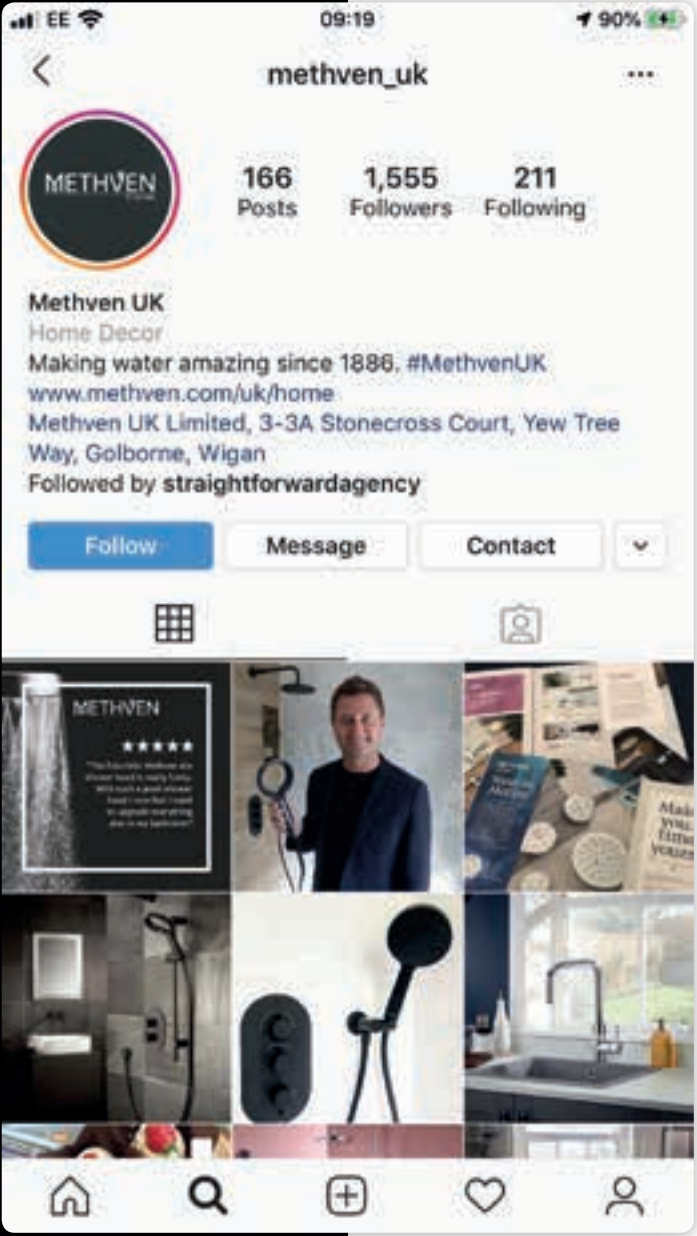
facebook.com/MethvenUK



twitter.com/MethvenUK

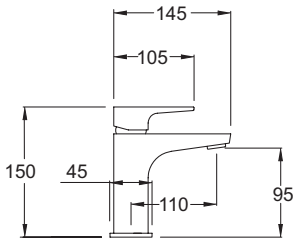


Instagram.com/methven_uk



Methven Taps
AMIO

AMIO BASIN MIXER

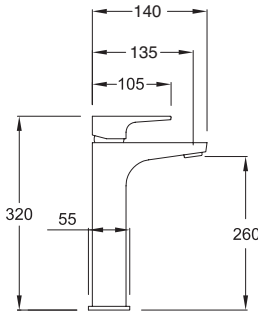


- INLET CONNECTIONS:**
1/2" BSP
- WORKING PRESSURE:**
0.3 - 5.0 bar
- Ceramic cartridge for smooth operation
 - Includes Press Top waste
 - Compatible with Waterblade



AMBCPUK Chrome	Ex.VAT £91.00 Inc.VAT £109.20
AMBBK Matte Black	Ex.VAT £124.80 Inc.VAT £149.76

AMIO TALL BASIN MIXER

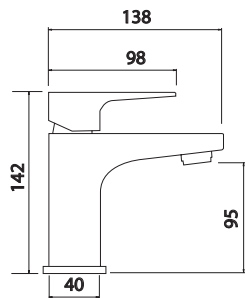


- INLET CONNECTIONS:**
1/2" BSP
- WORKING PRESSURE:**
0.3 - 5.0 bar
- Ceramic cartridge for smooth operation



AMTBCPUK Chrome	Ex.VAT £130.00 Inc.VAT £156.00
AMTBBK Matte Black	Ex.VAT £168.48 Inc.VAT £202.18

AMIO MINI BASIN MIXER

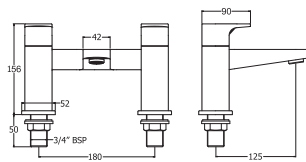


- INLET CONNECTIONS:**
1/2" BSP
- WORKING PRESSURE:**
0.3 - 5.0 bar
- Ceramic cartridge for smooth operation



AMBMCPUK Chrome	Ex.VAT £72.80 Inc.VAT £87.36
AMBBMK Matte Black	Ex.VAT £98.28 Inc.VAT £117.94

AMIO DECK MOUNTED BATH FILLER



- INLET CONNECTIONS:**
3/4" BSP
- WORKING PRESSURE:**
0.5 - 5.0 bar
- Ceramic disc handles ensure a smooth operation

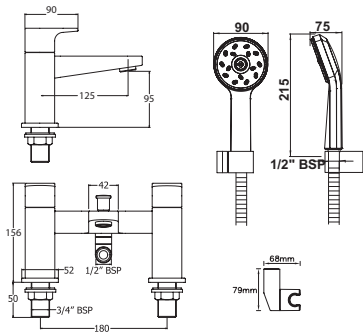


AMBFCPUK Chrome	Ex.VAT £138.66 Inc.VAT £166.39
AMBFBK Matte Black	Ex.VAT £187.20 Inc.VAT £224.64

Methven Taps
AMIO

METHVEN

Satinjet®
AMIO DECK MOUNTED BATH
SHOWER MIXER



- INLET CONNECTIONS:**
3/4" BSP
- WORKING PRESSURE:**
0.5 - 5.0 bar
- Complete with Maku Satinjet handset & wall bracket
 - Water efficient without compromising showering performance
 - Supplied with 9l/min flow regulator
 - Ceramic disc handles ensure a smooth operation



AMBSMCPUK Chrome & Graphite	Ex.VAT £176.80 Inc.VAT £212.16
AMBSMBK Matte Black	Ex.VAT £239.20 Inc.VAT £287.04



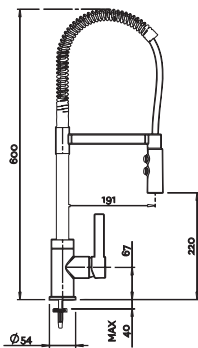
METHVEN

Enhance your kitchen space

Designed to enhance not only your kitchen space but also your lifestyle, the Kitchen range from Methven features the latest in tapware design.

Ex.VAT £251.34 Inc.VAT £301.61

GASTON SINK MIXER



INLET CONNECTIONS:
1/2" BSP

WORKING PRESSURE:
1.5 - 5.0 bar

- Made with lead free eco brass to preserve water quality
- Versatile pull-out or pull down spray options
- Rain spray & aerated flow with pause function
- Ceramic cartridge for smooth operation

GASMCP Chrome Ex.VAT £294.66 Inc.VAT £353.59

GASMC PBK Chrome & Black Ex.VAT £299.00 Inc.VAT £358.80

GASMSC Satin Chrome Ex.VAT £303.34 Inc.VAT £364.01

KAHA PULL OUT SINK MIXER

INLET CONNECTIONS:
1/2" BSP

WORKING PRESSURE:
1.5 - 5.0 bar

- Made with lead free eco brass to preserve water quality
- Extendable hose for spray flexibility
- Useful for cleaning vegetables or pots and pans
- Swivel spout gives 360° control of water flow
- Ceramic cartridge for smooth operation

KASMCP Chrome Ex.VAT £251.34 Inc.VAT £301.61

URBAN PULL OUT SINK MIXER

INLET CONNECTIONS:
1/2" BSP

WORKING PRESSURE:
1.5 - 5.0 bar

- Made with lead free eco brass to preserve water quality
- Extendable hose for spray flexibility
- Useful for cleaning vegetables or pots and pans
- Swivel spout gives 360° control of water flow
- Ceramic cartridge for smooth operation

URSMCP Chrome Ex.VAT £251.34 Inc.VAT £301.61

METRO PULL OUT SINK MIXER

INLET CONNECTIONS:
1/2" BSP

WORKING PRESSURE:
1.5 - 5.0 bar

- Made with lead free eco brass to preserve water quality
- Extendable hose for spray flexibility - 105cm pull out
- Useful for cleaning vegetables or pots and pans
- Swivel spout gives 360° control of water flow
- Ceramic cartridge for smooth operation

MESMCP Chrome Ex.VAT £238.34 Inc.VAT £286.01

GLIDE SINK MIXER

INLET CONNECTIONS:
1/2" BSP

WORKING PRESSURE:
1.5 - 5.0 bar

- Made with lead free eco brass to preserve water quality
- Swivel spout gives 360° control of water flow
- Ceramic cartridge for smooth operation

GLSMCP Chrome Ex.VAT £172.46 Inc.VAT £206.95



THE SHOWER & TAP BRAND.

Deva provide a wide range of products for both domestic and commercial applications.

As one of the largest suppliers of showers and taps to the UK market and with over 30 years heritage, Deva has developed a reputation for providing excellent levels of service and customer care, bringing products to the market of the highest quality at the right price. From concept through to manufacture, we are backed by a testing programme unrivalled in our industry.

Deva deliver the latest styles of bathroom and kitchen taps, showers and shower accessories, next day – nationwide. We pride ourselves on our service first policy. Not only do we deliver 98% of orders next day in full, we also aim to provide the highest standards of customer service. Our in-house customer service technicians are fully trained to provide personal, friendly and in-depth support as well as our field based Area Sales Managers.

Deva became part of the Methven Group in 2007 and operates from Methven UK headquarters in Lancashire. Methven as a group, are innovative, design focussed and conscious to produce product ranges which meet both consumer need, legislation and regulatory requirements whilst being environmentally minded.

HAVE CONFIDENCE IN US

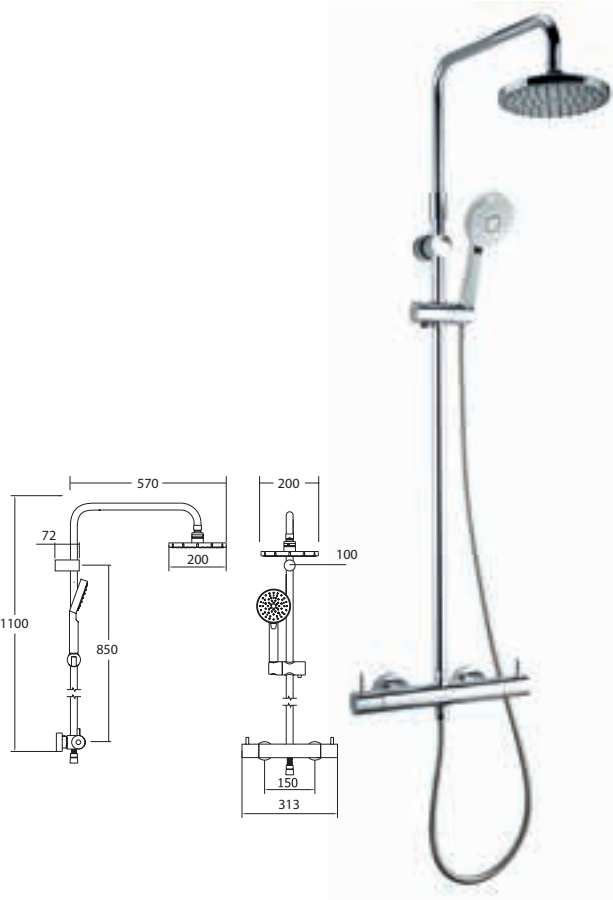
DEVA BY METHVEN BRAND WARRANTY (SUBJECT TO THE TERMS AND CONDITIONS)		
PRODUCT	PARTS	LABOUR
CHROME TAPWARE**	12 YEARS	2 YEARS
SHOWER VALVES	5 YEARS	2 YEARS
SHOWER ACCESSORIES & WASTES	1 YEAR	
ELECTRICAL PRODUCTS (INCLUDING SENSOR TAPS)	2 YEARS	2 YEARS
REPLACEMENT COMPONENTS AND PARTS	1 YEAR	

* For the lifetime of the original purchaser

** All other finishes 5 Years Parts, 2 Years Labour

Any product that has not been fitted in a private dwelling located in the United Kingdom or the Republic of Ireland will be subject to our Commercial Warranty of 12 months parts and labour, as set out in Condition 8 of Methven’s Terms and Conditions of Sale. Excludes sensor and thermostatic products. For full terms and conditions see www.methven.com

VISION COOL TO TOUCH BAR
SHOWER WITH DIVERTER



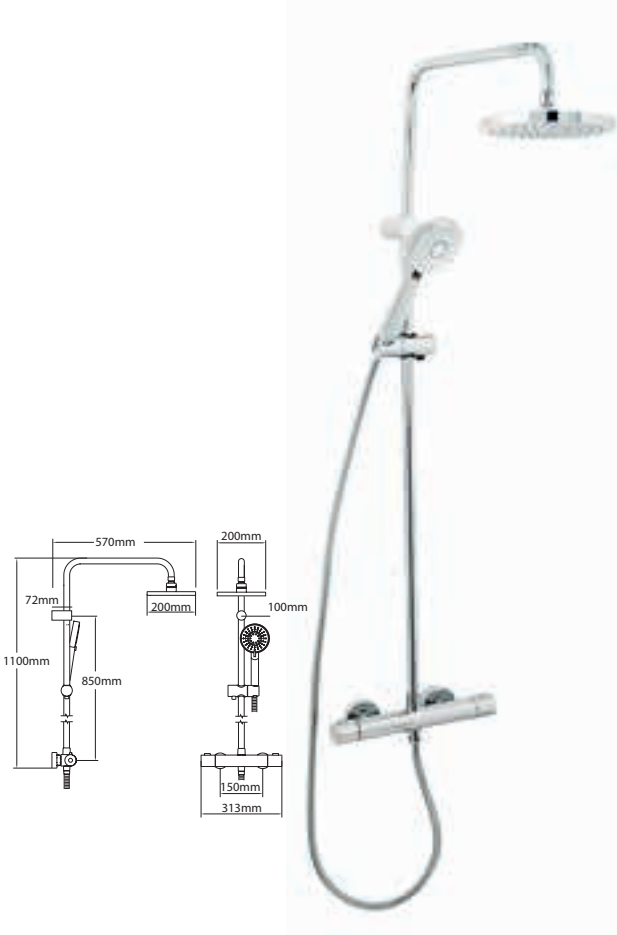
VALVE:
Thermostatic
OPERATION:
Separate flow and
temperature controls
INLET CONNECTIONS:
15mm Compression
WORKING PRESSURE:
1.5 - 5.0 bar

- Valve is safe and cool to touch making it ideal for families
- 38°C temperature hot stop with override facility
- Integral diverter to fixed head and handset
- Riser swivels 180° so you can select your optimal position.
- Riser height can be adjusted to suit your bathroom
- Double interlocked 1.5m hose



VCTSDEF Chrome Ex.VAT £407.00 Inc.VAT £488.40

DYNAMIC COOL TO TOUCH BAR
SHOWER WITH DIVERTER



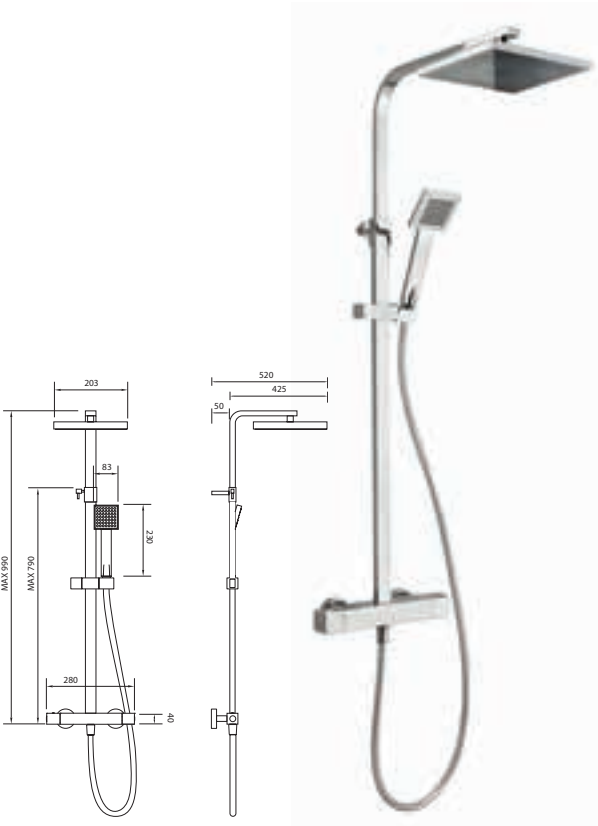
VALVE:
Thermostatic
OPERATION:
Separate flow and
temperature controls
INLET CONNECTIONS:
15mm Compression
WORKING PRESSURE:
1.5 - 5.0 bar

- Valve is safe and cool to touch making it ideal for families
- 38°C temperature hot stop with override facility
- Integral diverter to fixed head and handset
- Double interlocked 1.5m hose



DCTSDEF Chrome Ex.VAT £353.44 Inc.VAT £424.13

SAVVI COOL TO TOUCH BAR
SHOWER WITH DIVERTER




VALVE:
Thermostatic
OPERATION:
Separate flow and
temperature controls
INLET CONNECTIONS:
15mm Compression
WORKING PRESSURE:
1.5 - 5.0 bar

- Valve is safe and cool to touch making it ideal for families
- 38°C temperature hot stop with override facility
- Integral diverter to fixed head and handset
- Riser height can be adjusted to suit your bathroom
- Smooth easy clean 1.5m hose



SCTSDEF Chrome Ex.VAT £391.73 Inc.VAT £470.08

SAVVI BAR SHOWER WITH SINGLE
MODE KIT



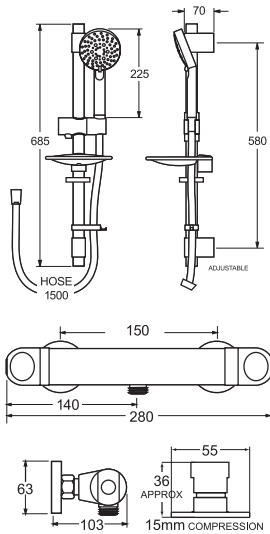
VALVE:
Thermostatic
OPERATION:
Separate flow and
temperature controls
INLET CONNECTIONS:
15mm Compression
WORKING PRESSURE:
0.3 - 5.0 bar

- 38°C temperature hot stop with override facility
- Smooth easy clean 1.5m hose



SAVBSEF Chrome Ex.VAT £282.64 Inc.VAT £339.17

RESPONSE BAR SHOWER WITH
MULTI MODE KIT



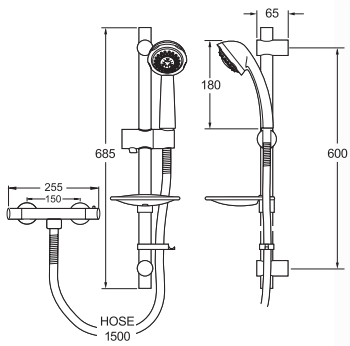
VALVE:
Thermostatic
OPERATION:
Separate flow and
temperature controls
INLET CONNECTIONS:
15mm Compression
WORKING PRESSURE:
0.3 - 5.0 bar

- 38°C temperature hot stop
- Riser rail features adjustable brackets - ideal for retrofit
- Smooth easy clean 1.5m hose



RESBMEF Chrome Ex.VAT £222.03 Inc.VAT £266.44

VISION BAR SHOWER WITH MULTI
MODE KIT



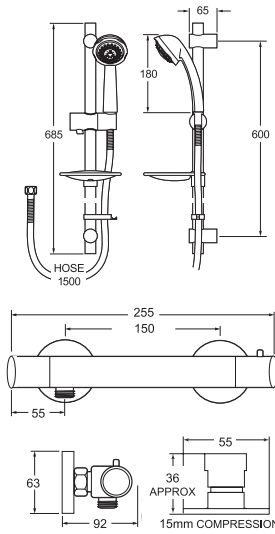
VALVE:
Thermostatic
OPERATION:
Separate flow and
temperature controls
INLET CONNECTIONS:
15mm Compression
WORKING PRESSURE:
0.5 - 5.0 bar

- 38°C temperature hot stop with override facility
- Includes easy fit connections
- Double interlocked 1.5m hose
- Riser rail features adjustable brackets - ideal for retrofit



VSNBMEF Chrome Ex.VAT £188.22 Inc.VAT £225.86

COMBI BAR SHOWER WITH MULTI
MODE KIT



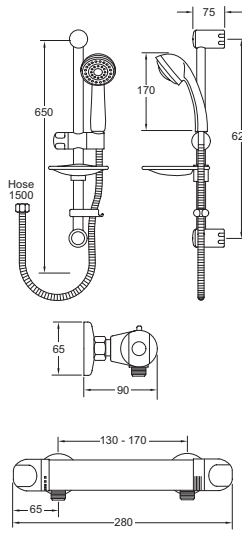
VALVE:
Thermostatic
OPERATION:
Separate flow and
temperature controls
INLET CONNECTIONS:
15mm Compression
WORKING PRESSURE:
0.5 - 5.0 bar

- 38°C temperature hot stop with override facility
- Includes easy fit connections
- Double interlocked 1.5m hose
- Riser rail features adjustable brackets - ideal for retrofit



COMBMEF Chrome Ex.VAT £181.83 Inc.VAT £218.20

COMBI BAR SHOWER WITH
SINGLE MODE KIT



VALVE:
Thermostatic
OPERATION:
Separate flow and
temperature controls
INLET CONNECTIONS:
1/2" BSP
WORKING PRESSURE:
0.5 - 5.0 bar

- 38°C temperature hot stop with override facility
- Double interlocked 1.5m hose
- Riser rail features adjustable brackets - ideal for retrofit



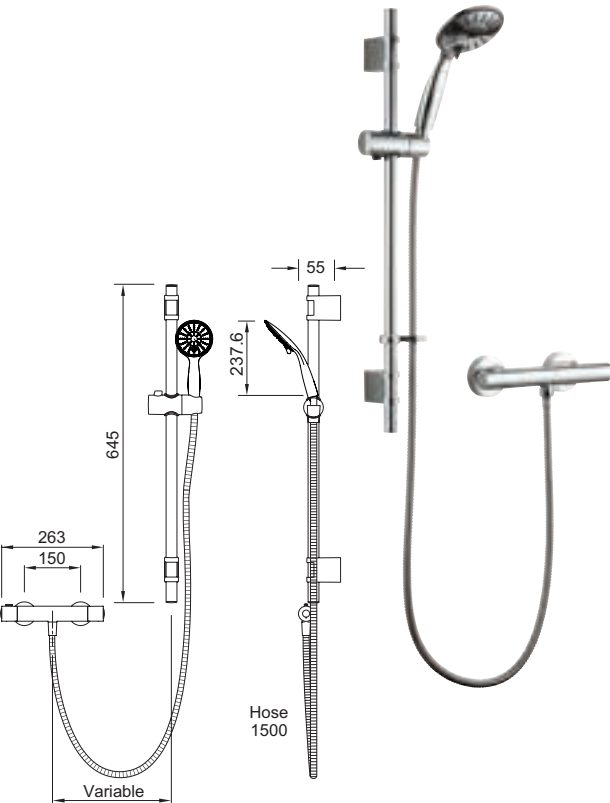
COMBS Chrome Ex.VAT £120.53 Inc.VAT £144.64

DEVA SHOWERS

THERMOSTATIC BAR SHOWERS



KESTREL MK2 COOL TO TOUCH BAR SHOWER WITH MULTI MODE KIT



- VALVE:** Thermostatic

OPERATION: Separate flow and temperature controls

INLET CONNECTIONS: 1/2" BSP

WORKING PRESSURE: 0.5 - 5.0 bar
- Valve is safe and cool to touch making it ideal for families
 - 38C temperature hot stop with override facility
 - Includes easy fit connections
 - Riser rail features adjustable brackets - ideal for retrofit
 - Double interlocked 1.5m hose



KESBS Chrome Ex.VAT £130.00 Inc.VAT £156.00

VISTA COOL TO TOUCH BAR SHOWER WITH SINGLE MODE KIT




- VALVE:** Thermostatic

OPERATION: Separate flow and temperature controls

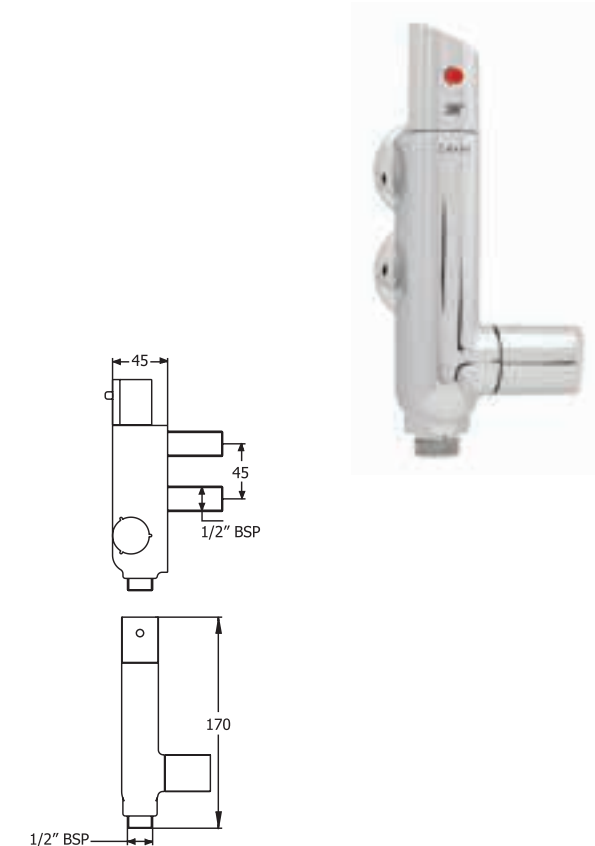
INLET CONNECTIONS: 1/2" BSP

WORKING PRESSURE: 0.5 - 5.0 bar
- Valve is safe and cool to touch making it ideal for families
 - 38°C temperature hot stop with override facility
 - Riser rail features adjustable brackets - ideal for retrofit
 - Double interlocked 1.5m hose



VISBS Chrome Ex.VAT £90.48 Inc.VAT £108.58

VERTICAL L SHAPED BAR SHOWER VALVE



- VALVE:** Thermostatic

OPERATION: Separate flow and temperature controls

INLET CONNECTIONS: 1/2" BSP

WORKING PRESSURE: 1.0 - 5.0 bar
- 38°C temperature hot stop with override facility
 - Ideal for caravans and where space is limited



VVERT01 Chrome Ex.VAT £116.12 Inc.VAT £139.34




VISTA RANGE
SUPPLIED IN
FULL COLOUR
PACKAGING

DEVA SHOWERS

CONCENTRIC SHOWERS



VISION CONCENTRIC SHOWER
WITH MULTI MODE KIT



VALVE: Thermostatic
OPERATION: Separate flow and temperature controls
INLET CONNECTIONS: 15mm Compression
WORKING PRESSURE: 0.1 - 5.0 bar

- Exposed and concealed valve options in one box
- Includes wall union for concealed installations
- Smooth easy clean 1.5m hose
- Riser rail features adjustable brackets - ideal for retrofit



VSNCCONT03 Chrome Ex.VAT £470.23 Inc.VAT £564.28

VISION CONCENTRIC SHOWER
VALVE



VALVE: Thermostatic
OPERATION: Separate flow and temperature controls
INLET CONNECTIONS: 15mm Compression
WORKING PRESSURE: 0.1 - 5.0 bar

- Exposed and concealed valve options in one box



VSNVCONT04 Chrome Ex.VAT £382.81 Inc.VAT £459.37

GEORGIAN CONCENTRIC
SHOWER WITH SINGLE MODE KIT



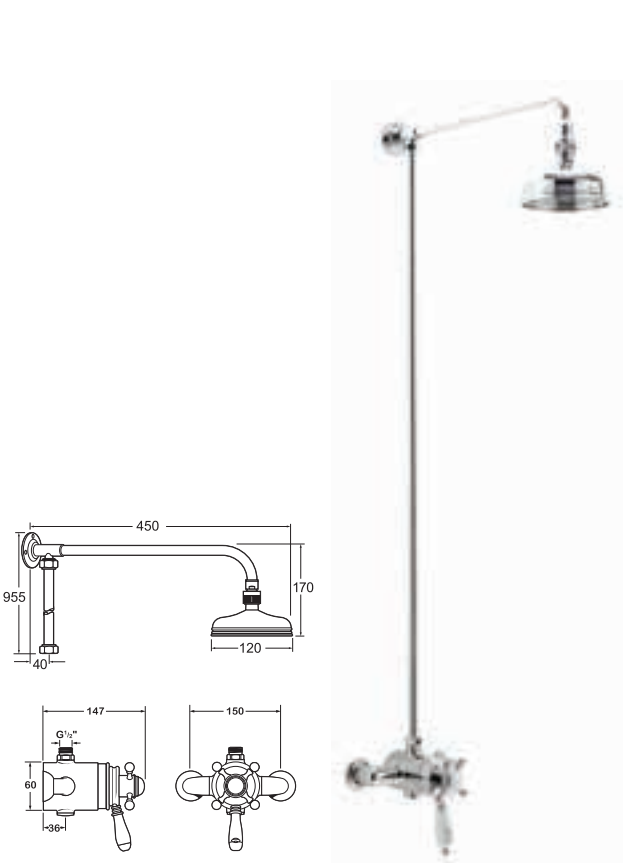
VALVE: Thermostatic
OPERATION: Separate flow and temperature controls
INLET CONNECTIONS: 15mm Compression
WORKING PRESSURE: 0.1 - 5.0 bar

- Exposed and concealed valve options in one box
- Includes wall union for concealed installations
- Double interlocked 1.5m hose



GEOCCONT05 Chrome Ex.VAT £510.42 Inc.VAT £612.50

GEORGIAN TRADITIONAL
EXPOSED CONCENTRIC SHOWER
WITH RIGID RISER & ROSE



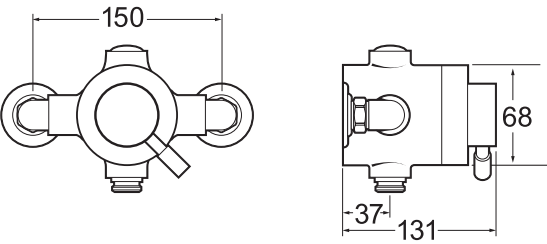
VALVE: Thermostatic
OPERATION: Separate flow and temperature controls
INLET CONNECTIONS: 15mm Compression
WORKING PRESSURE: 0.1 - 5.0 bar

- Rigid riser and traditional rose with swivel joint



GEOCRR Chrome Ex.VAT £548.06 Inc.VAT £657.67

VISION EXPOSED SEQUENTIAL
SHOWER VALVE



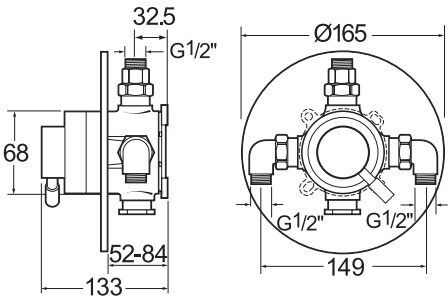
VALVE:
Thermostatic
OPERATION:
Single control for flow and temperature
INLET CONNECTIONS:
15mm Compression
WORKING PRESSURE:
0.1 - 5.0 bar

- Longer lever for ease of use
- Single control operates both on/off and temperature control



VSNVSEQT01 Chrome Ex.VAT £350.92 Inc.VAT £421.10

VISION CONCEALED SEQUENTIAL
SHOWER VALVE



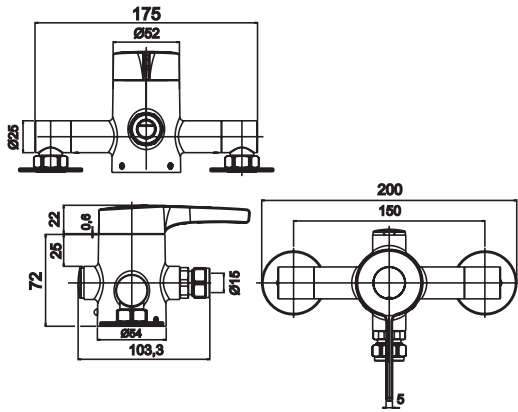
VALVE:
Thermostatic
OPERATION:
Single control for flow and temperature
INLET CONNECTIONS:
15mm Compression
WORKING PRESSURE:
0.1 - 5.0 bar

- Longer lever for ease of use
- Single control operates both on/off and temperature control
- ABS concealing plate



VSNVSEQT02 Chrome Ex.VAT £350.92 Inc.VAT £421.10

SOL SEQUENTIAL SHOWER VALVE



VALVE:
Thermostatic
OPERATION:
Single control for flow and temperature
INLET CONNECTIONS:
15mm Compression
WORKING PRESSURE:
0.2 - 5.0 bar

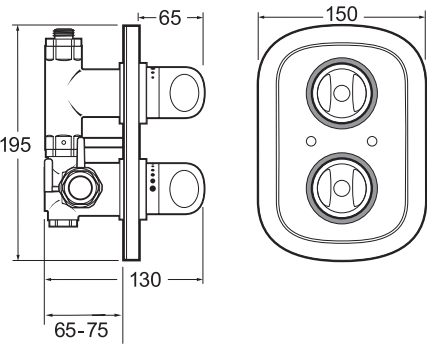
- Longer lever for ease of use
- Single control operates both on/off and temperature control
- Twin with PHK 1 kit, see page 50



SSV Chrome Ex.VAT £201.53 Inc.VAT £241.84

SSVC Chrome (concealed) Ex.VAT £275.16 Inc.VAT £330.19

CONTEMPORARY DUAL CONTROL
SHOWER VALVE



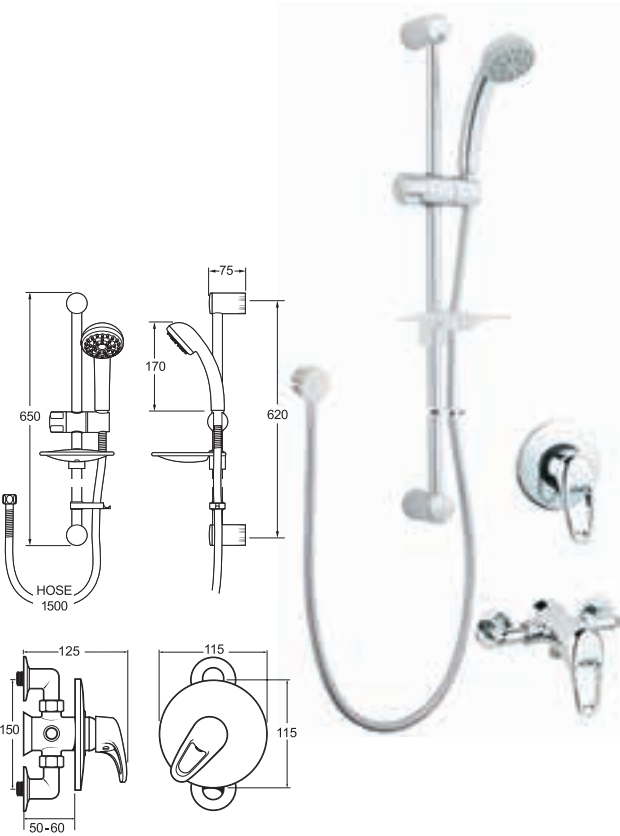
VALVE:
Thermostatic
OPERATION:
Separate flow and temperature controls
INLET CONNECTIONS:
15mm Compression
WORKING PRESSURE:
0.3 - 5.0 bar

- Chrome plated metal concealing plate



ROUVDUAT01 Chrome Ex.VAT £241.80 Inc.VAT £290.16

LACE MANUAL SHOWER VALVE
WITH SINGLE MODE KIT



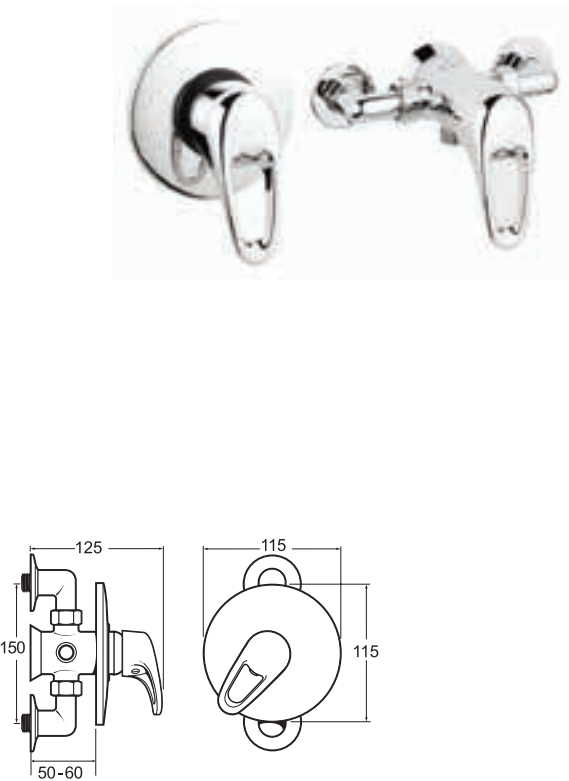
- VALVE:**
Manual
OPERATION:
Single lever flow and temperature control
INLET CONNECTIONS:
15mm Compression
WORKING PRESSURE:
0.1 - 5.0 bar
- Ceramic cartridge for longer operation life
 - Exposed and concealed valve options in one box
 - Tilt and turn temperature and flow control
 - Double interlocked 1.5m hose
 - Includes wall union for concealed installations



Unified Water Label 8.1 l/min

LACCMANM02 Chrome Ex.VAT £174.79 Inc.VAT £209.75

LACE MANUAL SHOWER VALVE



- VALVE:**
Manual
OPERATION:
Single lever flow and temperature control
INLET CONNECTIONS:
15mm Compression
WORKING PRESSURE:
0.1 - 5.0 bar
- Ceramic cartridge for longer operation life
 - Exposed and concealed valve options in one box
 - Tilt and turn temperature and flow control
 - Includes wall union for concealed installations



LACVMANM03 Chrome Ex.VAT £125.80 Inc.VAT £150.96

LACVMANM03/G Gold Ex.VAT £152.29 Inc.VAT £182.75



WATER SAVING
SHOWER
FLOW REGULATORS

Our flow regulators are cheap and easy to fit and will save you money on your water and heating bills year after year.



SEAL FLOW REGULATOR

Features

- Replaces the standard seal in hoses and flexi-tails to reduce water consumption
- Regulates flow constantly to the L/min shown
- Regulates at 1.0 bar+

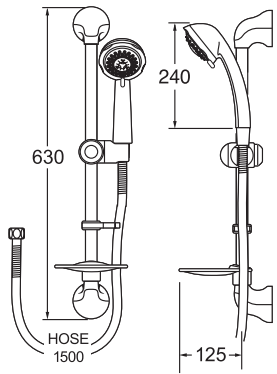
Code	Description	Ex.VAT	Inc.VAT
HSR 2	Flow regulator for shower hose – 2 lpm	£3.19	£3.83
HSR 3	Flow regulator for shower hose – 3 lpm	£3.19	£3.83
HSR 4	Flow regulator for shower hose – 4 lpm	£3.19	£3.83
HSR 6	Flow regulator for shower hose – 6 lpm	£3.19	£3.83
HSR 8	Flow regulator for shower hose – 8 lpm	£3.19	£3.83
HSR 9	Flow regulator for shower hose – 9 lpm	£3.19	£3.83

Features

- Fits AVSH001 shower head to reduce water consumption
- Regulates flow to a constant 9L/min

Code	Description	Ex.VAT	Inc.VAT
FRAV 9	Flow regulator to fit a shower head – 9 lpm - Branded Pack	£3.19	£3.83

5 MODE SHOWER KIT



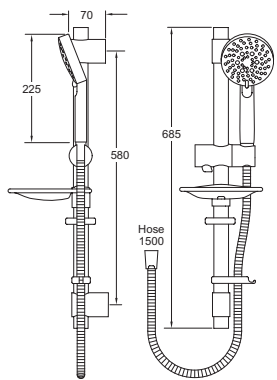
WORKING PRESSURE:
0.5 - 5.0 bar

- 5 individual spray patterns
- Double interlocked 1.5m hose



KITM03 Chrome Ex.VAT **£60.61** Inc.VAT **£72.73**

3 MODE SHOWER KIT



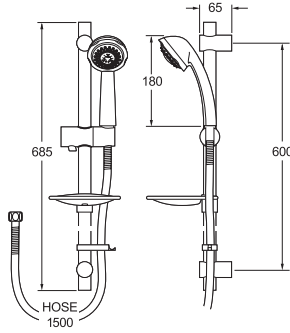
WORKING PRESSURE:
0.1 - 5.0 bar

- 3 individual spray patterns
- Riser rail features adjustable brackets - ideal for retrofit
- Easy clean, twist free smooth hose



KMKIT Chrome Ex.VAT **£90.38** Inc.VAT **£108.46**

SUBSTANCE 3 MODE
SIGNATURE KIT



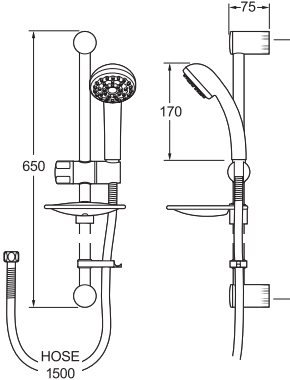
WORKING PRESSURE:
0.3 - 5.0 bar

- 3 individual spray patterns
- Riser rail features adjustable brackets - ideal for retrofit
- Double interlocked 1.5m hose



SIGKITM02 Chrome Ex.VAT **£67.63** Inc.VAT **£81.16**

CORE SINGLE MODE
SIGNATURE SHOWER KIT



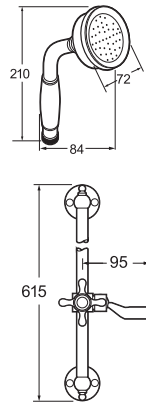
WORKING PRESSURE:
0.1 - 5.0 bar

- Double interlocked 1.5 metre hose
- Includes wall union for concealed installations



SIGKITS01 Chrome Ex.VAT **£40.84** Inc.VAT **£49.01**

PERIOD STYLE SHOWER KIT



WORKING PRESSURE:
0.1 - 5.0 bar

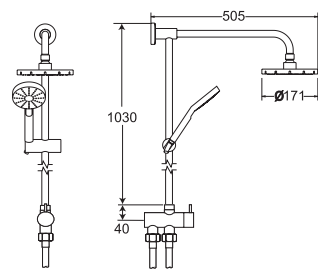
- Double interlocked 1.5 metre hose
- Includes wall union for concealed installations



KITS06 Chrome Ex.VAT **£134.63** Inc.VAT **£161.56**

KITS06/G Gold Ex.VAT **£166.19** Inc.VAT **£199.43**

MINIMALIST RIGID RISER KIT
WITH DIVERTER TO FIXED
HEAD AND HANDSET



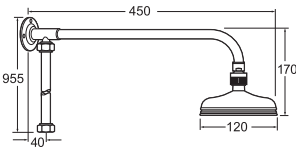
WORKING PRESSURE:
1.0 - 5.0 bar

- Double interlocked 1.5 metre hose
- Fixed head with swivel joint
- Rub clean nozzles



KITS09 Chrome Ex.VAT **£241.80** Inc.VAT **£290.16**

PERIOD STYLE RIGID RISER
SHOWER KIT



WORKING PRESSURE:
0.1 - 5.0 bar

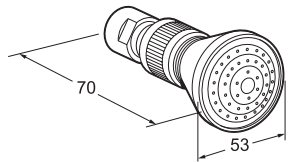
- Adjustable head to angle spray exactly where you want it



KITS08 Chrome Ex.VAT **£168.45** Inc.VAT **£202.14**

KITS08/G Gold Ex.VAT **£201.28** Inc.VAT **£241.54**

2" (50MM) BRASS SHOWER
HEAD WITH SWIVEL JOINT



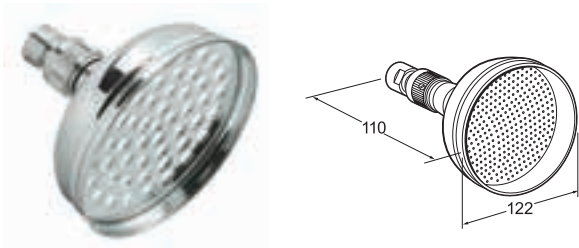
INLET CONNECTIONS:
½" BSP
WORKING PRESSURE:
0.1 - 5.0 bar

- Adjustable head to angle spray exactly where you want it



HEAH01 Chrome Ex.VAT **£21.05** Inc.VAT **£25.26**

5" (125MM) TRADITIONAL
SHOWER HEAD WITH
SWIVEL JOINT




INLET CONNECTIONS:
½" BSP
WORKING PRESSURE:
0.1 - 5.0 bar

- Adjustable head to angle spray exactly where you want it



HEAH02 Chrome	Ex.VAT £53.18 Inc.VAT £63.82
HEAH02/G Gold	Ex.VAT £82.76 Inc.VAT £99.31

KROME 8" (200MM) FIXED
HEAD WITH SWIVEL JOINT




INLET CONNECTIONS:
½" BSP
WORKING PRESSURE:
0.1 - 5.0 bar

- Adjustable head to angle spray exactly where you want it
- Rub clean nozzles



HEAH06 Chrome	Ex.VAT £47.85 Inc.VAT £57.42
---------------	------------------------------

8.6" (220MM) ROUND
FIXED HEAD WITH SWIVEL
JOINT



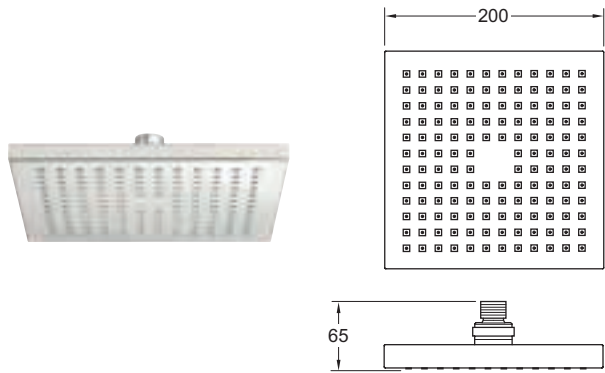
INLET CONNECTIONS:
½" BSP
WORKING PRESSURE:
0.1 - 5.0 bar

- Adjustable head to angle spray exactly where you want it
- Rub clean nozzles



HEAH05 Chrome	Ex.VAT £42.54 Inc.VAT £51.05
---------------	------------------------------

8" (200MM) FIXED HEAD
WITH SWIVEL JOINT



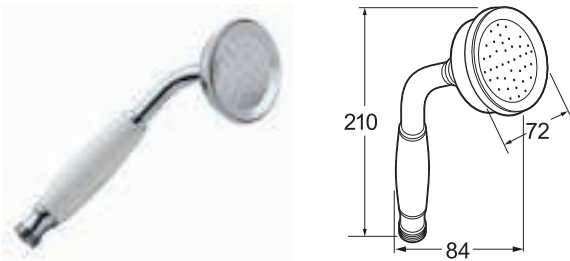
INLET CONNECTIONS:
½" BSP
WORKING PRESSURE:
0.1 - 5.0 bar

- Adjustable head to angle spray exactly where you want it
- Rub clean nozzles



HEAH07 Chrome	Ex.VAT £58.47 Inc.VAT £70.16
---------------	------------------------------

TRADITIONAL SINGLE MODE
HANDSET

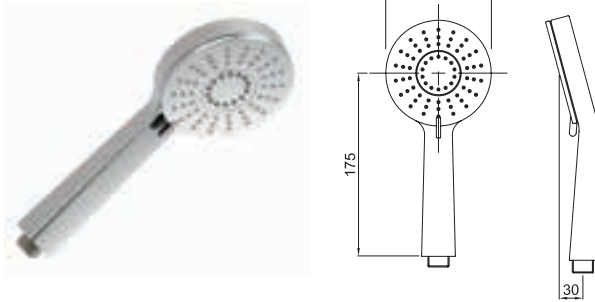


WORKING PRESSURE:
0.1 - 5.0 bar



HANS03 Chrome	Ex.VAT £36.36 Inc.VAT £43.63
HANS03/G Gold	Ex.VAT £64.23 Inc.VAT £77.08

3 MODE HANDSET 100MM



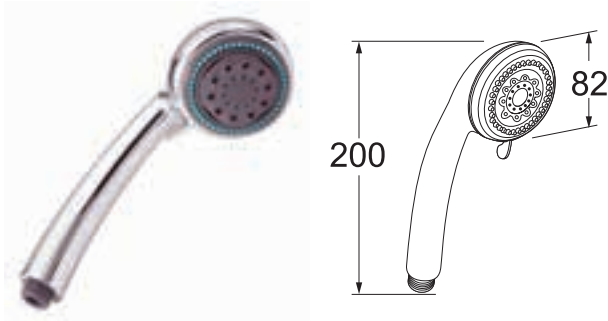
WORKING PRESSURE:
0.3 - 5.0 bar

- 3 individual spray patterns
- Rub clean nozzles
- Chrome faceplate



HANM09 Chrome	Ex.VAT £26.57 Inc.VAT £31.88
---------------	------------------------------

5 MODE HANDSET



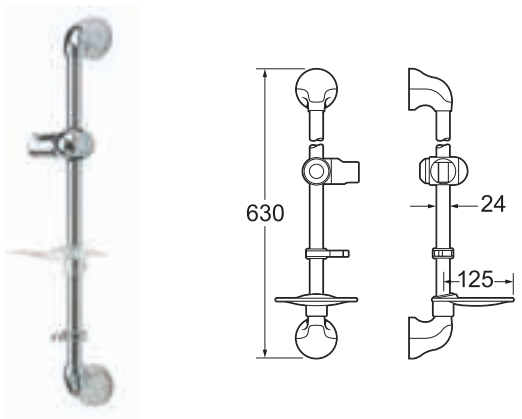
WORKING PRESSURE:
0.5 - 5.0 bar

- 5 individual spray patterns
- Rub clean nozzles



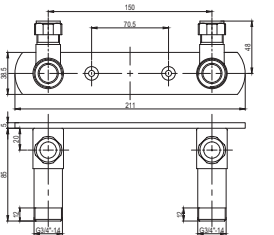
HANM04 Chrome	Ex.VAT £27.44 Inc.VAT £32.93
---------------	------------------------------

SHOWER RAIL



SPE12 Chrome	Ex.VAT £36.36 Inc.VAT £43.63
--------------	------------------------------

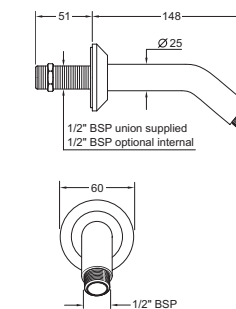
SHOWER FIXING BRACKET



- Enables rigid fixing of bar shower

SPE16 Chrome Ex.VAT **£74.01** Inc.VAT **£88.81**

OVER HEAD WALL SHOWER ARM

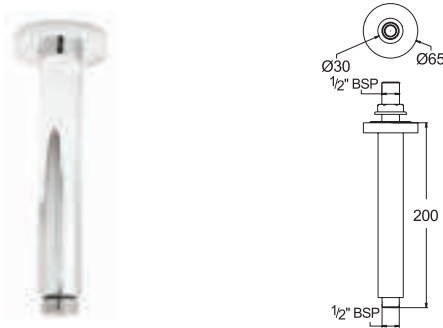


- Brass construction
- Comes complete with 1/2" BSP connection



SUITABLE FOR ALL METHVEN & DEVA BY METHVEN PRODUCTS

ROUND CEILING SHOWER
ARM 20CM



INLET CONNECTIONS:
1/2" BSP

- Brass construction
- Comes complete with 1/2" BSP connection

ARMC03 Chrome Ex.VAT £40.84 Inc.VAT £49.01

BRASS SHOWER ARM



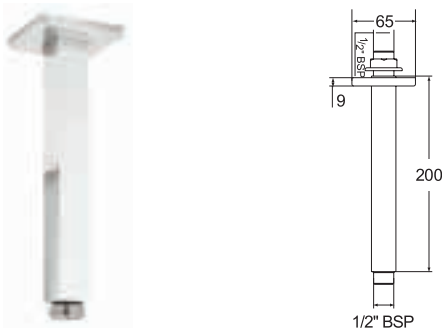
INLET CONNECTIONS:
1/2" BSP

- Brass construction

ARMW01 Chrome Ex.VAT £24.88 Inc.VAT £29.86

ARMW01/G Gold Ex.VAT £52.30 Inc.VAT £62.76

SQUARE CEILING SHOWER
ARM 20CM




INLET CONNECTIONS:
1/2" BSP

- Brass construction
- Comes complete with 1/2" BSP connection

ARMC04 Chrome Ex.VAT £47.22 Inc.VAT £56.66

ROUND SHOWER ARM

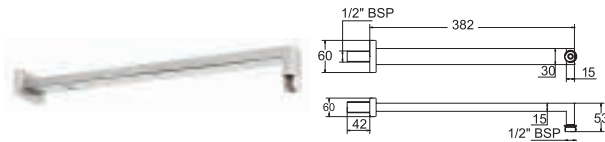


INLET CONNECTIONS:
1/2" BSP

- Brass construction
- Comes complete with 1/2" BSP connection

ARMW02 Chrome Ex.VAT £28.70 Inc.VAT £34.44

SQUARE SHOWER ARM

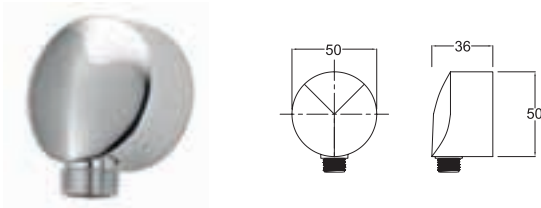


INLET CONNECTIONS:
1/2" BSP

- Brass construction
- Comes complete with 1/2" BSP connection

ARMW05 Chrome Ex.VAT £54.24 Inc.VAT £65.09

WALL UNION ROUND




INLET CONNECTIONS:
1/2" BSP

- Brass construction
- Comes complete with 1/2" BSP connection

SPE03 Chrome Ex.VAT £23.38 Inc.VAT £28.06

WALL UNION ROUND



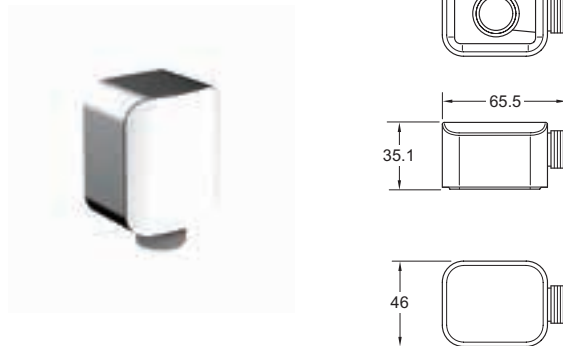
INLET CONNECTIONS:
1/2" BSP

- Brass construction

SPE01 Chrome Ex.VAT £21.27 Inc.VAT £25.52

SPE01/G Gold Ex.VAT £37.48 Inc.VAT £44.98

SQUARE WALL UNION



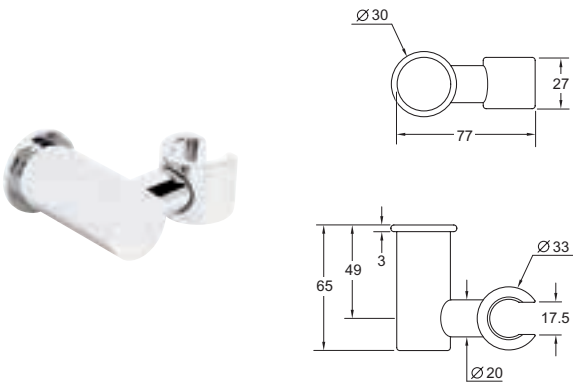
INLET CONNECTIONS:
1/2" BSP

- Brass construction
- Comes complete with 1/2" BSP connection

METHSQELB Chrome Ex.VAT £55.69 Inc.VAT £66.83

SUITABLE FOR ALL METHVEN & DEVA BY METHVEN PRODUCTS

ROUND PARKING BRACKET



• Brass construction

RPB Chrome Ex.VAT £50.64 Inc.VAT £60.77

SMOOTH SHOWER HOSE
1.5M



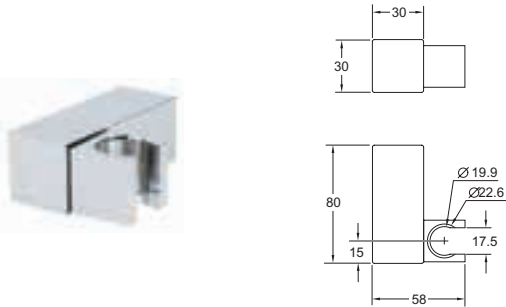
INLET CONNECTIONS:
1/2" BSP

• Smooth easy clean 1.5m hose



HOS1.5PVS07 Chrome Ex.VAT £27.44 Inc.VAT £32.93

SQUARE PARKING BRACKET



• Brass construction

SPB Chrome Ex.VAT £50.64 Inc.VAT £60.77

STANDARD BORE HOSES



INLET CONNECTIONS:
1/2" BSP
WORKING PRESSURE:
0.1 - 5.0 bar

HOS1.5CPS01 Chrome (1.5m) Ex.VAT £12.76 Inc.VAT £15.31

HOS1.5CPS01/G Gold (1.5m) Ex.VAT £38.64 Inc.VAT £46.37

HOS1.75CPS02 Chrome (1.75m) Ex.VAT £21.69 Inc.VAT £26.03

HOS2.0CPS03 Chrome (2m) Ex.VAT £24.25 Inc.VAT £29.10

LARGE BORE HOSES



INLET CONNECTIONS:
1/2" BSP
WORKING PRESSURE:
0.1 - 5.0 bar

HOS1.5CPW04 Chrome (1.5m) Ex.VAT £20.43 Inc.VAT £24.52

HOS1.5CPW04/G Gold (1.5m) Ex.VAT £44.14 Inc.VAT £52.97

HOS2.0CPW06 Chrome (2m) Ex.VAT £25.52 Inc.VAT £30.62



SPARKLE MK2
PAGE 98



SAVVI MK2
PAGE 100



SWOOP MK2
PAGE 102



VISION
PAGE 104



ELAN
PAGE 106



ZONOS
PAGE 108



INSIGNIA
PAGE 110



MOTIF
PAGE 112



ETHOS
PAGE 114



LACE
PAGE 116



ADORE
PAGE 118



GEORGIAN
PAGE 120



CORONATION
PAGE 122



TUDOR
PAGE 124



MILAN
PAGE 126



SOLERNO
PAGE 128



LEVER
PAGE 130



CROSS HANDLE
PAGE 132

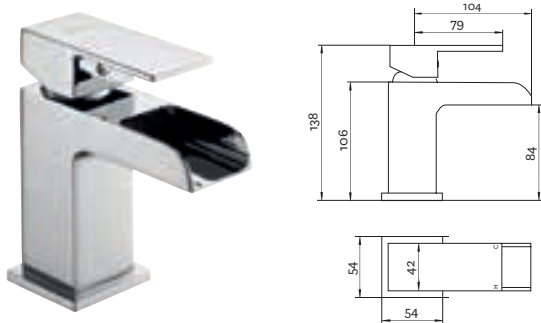


PROFILE
PAGE 134

DEVA BATHROOM TAPS
SPARKLE MK2



SPARKLE MK2 MONO BASIN MIXER



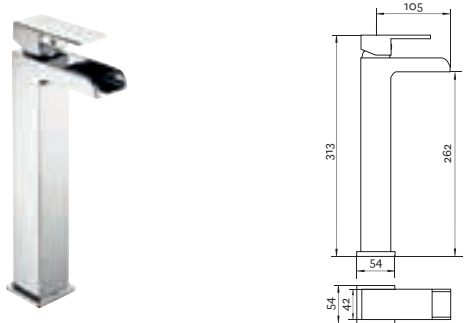
INLET CONNECTIONS:
1/2" BSP
WORKING PRESSURE:
0.3 - 5.0 bar

- Ceramic cartridge for smooth operation
- Tilt and turn temperature and flow control
- Comes complete with press top waste



SPA2113 Chrome Ex.VAT £137.28 Inc.VAT £164.74

SPARKLE MK2 TALL MONO BASIN MIXER



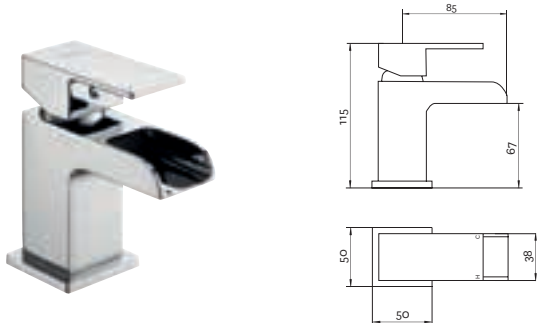
INLET CONNECTIONS:
1/2" BSP
WORKING PRESSURE:
0.3 - 5.0 bar

- Ceramic cartridge for smooth operation
- Tilt and turn temperature and flow control



SPA2113/EX Chrome Ex.VAT £156.00 Inc.VAT £187.20

SPARKLE MK2 MINI MONO BASIN MIXER



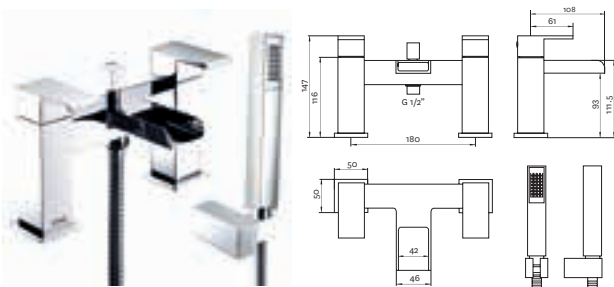
INLET CONNECTIONS:
1/2" BSP
WORKING PRESSURE:
0.3 - 5.0 bar

- Ceramic cartridge for smooth operation
- Tilt and turn temperature and flow control



SPA2313 Chrome Ex.VAT £106.08 Inc.VAT £127.30

SPARKLE MK2 DECK MOUNTED BATH SHOWER MIXER



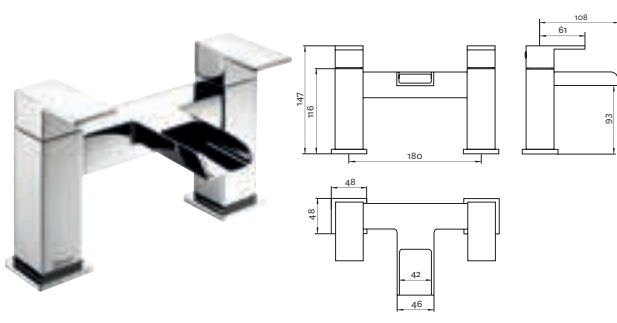
INLET CONNECTIONS:
3/4" BSP
WORKING PRESSURE:
0.5 - 5.0 bar

- Ceramic disc handles ensure a smooth operation
- Comes complete with single mode shower kit and wall bracket



SPA2106 Chrome Ex.VAT £249.60 Inc.VAT £299.52

SPARKLE MK2 DECK MOUNTED BATH FILLER



INLET CONNECTIONS:
3/4" BSP
WORKING PRESSURE:
0.5 - 5.0 bar

- Ceramic disc handles ensure a smooth operation

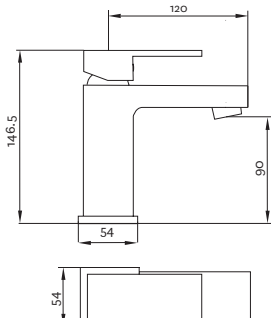


SPA2108 Chrome Ex.VAT £199.68 Inc.VAT £239.62

Sparkle MK2

SPARKLE MK2 RANGE SUPPLIED IN FULL COLOUR PACKAGING

SAVVI MK2 MONO BASIN MIXER



INLET CONNECTIONS:
½" BSP
WORKING PRESSURE:
0.3 - 5.0 bar

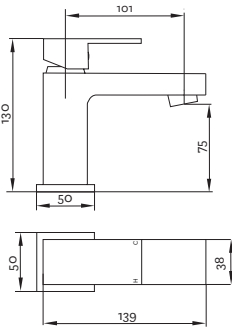
- Ceramic cartridge for smooth operation
- Tilt and turn temperature and flow control
- Comes complete with press top waste



SAVV2113 Chrome

Ex.VAT £114.40 Inc.VAT £137.28

SAVVI MK2 MINI MONO BASIN MIXER



INLET CONNECTIONS:
½" BSP
WORKING PRESSURE:
0.3 - 5.0 bar

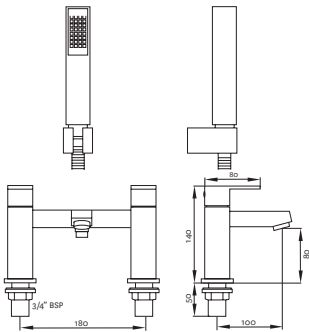
- Ceramic cartridge for smooth operation
- Tilt and turn temperature and flow control



SAVV2313 Chrome

Ex.VAT £88.40 Inc.VAT £106.08

SAVVI MK2 DECK MOUNTED BATH SHOWER MIXER



INLET CONNECTIONS:
¾" BSP
WORKING PRESSURE:
0.5 - 5.0 bar

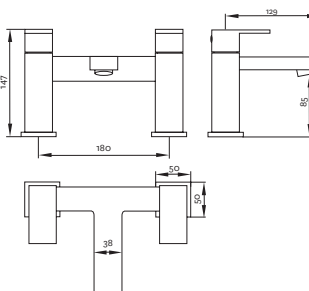
- Comes complete with single mode shower kit and wall bracket
- Ceramic disc handles ensure a smooth operation



SAVV2106 Chrome

Ex.VAT £208.00 Inc.VAT £249.60

SAVVI MK2 DECK MOUNTED BATH FILLER



INLET CONNECTIONS:
¾" BSP
WORKING PRESSURE:
0.5 - 5.0 bar

- Ceramic disc handles ensure a smooth operation



SAVV2108 Chrome

Ex.VAT £166.40 Inc.VAT £199.68



WATER SAVING
TAP FLOW
REGULATORS

Our flow regulators are cheap and easy to fit and will save you money on your water and heating bills year after year.



FOR MONO BASIN AND MONO SINK MIXERS

Features

- Reduces flow to the L/min shown
- Sold in singles
- Replaces standard anti-splash in mono basin, kitchen mixers and basin pillar taps
- Regulates flow constantly
- Regulates at 1.0 bar+

Code	Description	Ex.VAT	Inc.VAT
FR101-3	Flow Regulator for Basin Pillar Taps - 3 L/min	£5.11	£6.13
FR101-4	Flow Regulator for Basin Pillar Taps - 4 L/min	£5.11	£6.13
FR101-6	Flow Regulator for Basin Pillar Taps - 6 L/min	£5.11	£6.13
FR113-4	Flow Regulator for Mono Basin and Sink Mixers - 4 L/min	£5.11	£6.13
FR1135	Flow Regulator for Mono Basin and Sink Mixers - 5 L/min	£5.11	£6.13

FLOW REGULATOR

Features

- Outlet regulator at 1.0 bar+
- Fits shower and bath shower mixers showing
- Sold in singles
- Regulates flow constantly to the L/min shown

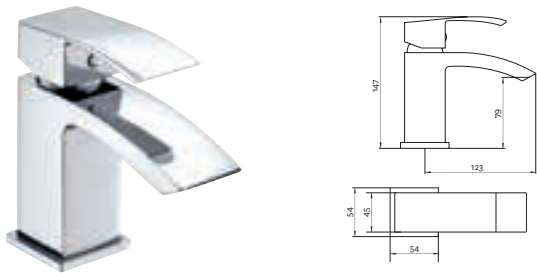
Code	Description	Ex.VAT	Inc.VAT
FR106-12	Flow Regulator for Bath Shower Mixers above 1.0 Bar	£8.29	£9.95
FR106-7	Flow Regulator for Bath Shower Mixers above 1.0 Bar	£8.29	£9.95

DEVA BATHROOM TAPS

SWOOP MK2



SWOOP MK2 MONO BASIN MIXER



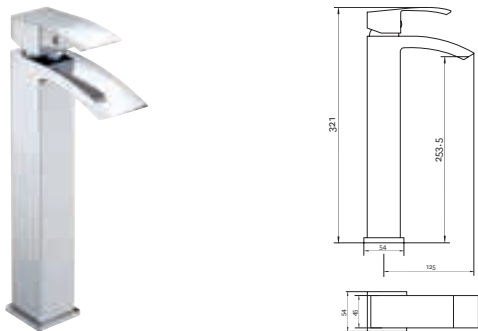
INLET CONNECTIONS:
1/2" BSP
WORKING PRESSURE:
0.3 - 5.0 bar

- Ceramic cartridge for smooth operation
- Tilt and turn temperature and flow control
- Comes complete with press top waste



SWO2113 Chrome Ex.VAT £114.40 Inc.VAT £137.28

SWOOP MK2 TALL MONO BASIN MIXER



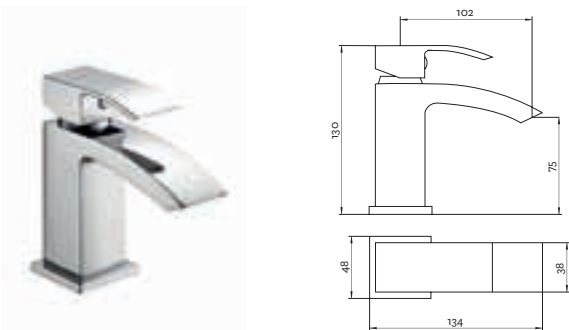
INLET CONNECTIONS:
1/2" BSP
WORKING PRESSURE:
0.3 - 5.0 bar

- Ceramic cartridge for smooth operation
- Tilt and turn temperature and flow control



SWO2113/EX Chrome Ex.VAT £130.00 Inc.VAT £156.00

SWOOP MK2 MINI MONO BASIN MIXER



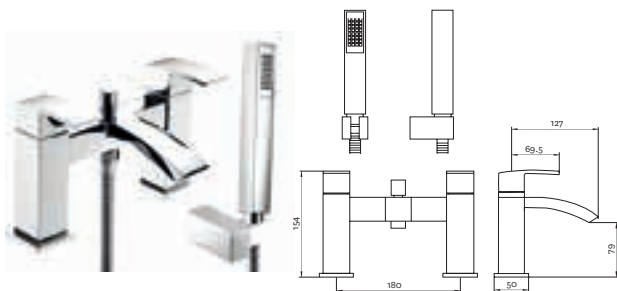
INLET CONNECTIONS:
1/2" BSP
WORKING PRESSURE:
0.3 - 5.0 bar

- Ceramic cartridge for smooth operation
- Tilt and turn temperature and flow control



SWO2313 Chrome Ex.VAT £88.40 Inc.VAT £106.08

SWOOP MK2 DECK MOUNTED BATH SHOWER MIXER



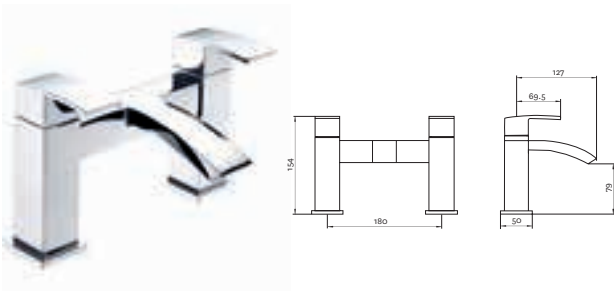
INLET CONNECTIONS:
3/4" BSP
WORKING PRESSURE:
0.5 - 5.0 bar

- Ceramic disc handles ensure a smooth operation
- Comes complete with single mode shower kit and wall bracket



SWO2106 Chrome Ex.VAT £208.00 Inc.VAT £249.60

SWOOP MK2 DECK MOUNTED BATH FILLER



INLET CONNECTIONS:
3/4" BSP
WORKING PRESSURE:
0.5 - 5.0 bar

- Ceramic disc handles ensure a smooth operation



SWO2108 Chrome Ex.VAT £166.40 Inc.VAT £199.68



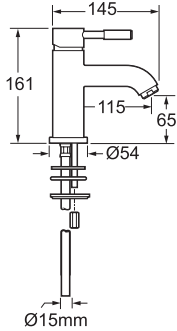
Swoop

SWOOP RANGE
SUPPLIED IN
FULL COLOUR
PACKAGING

DEVA BATHROOM TAPS
VISION



VISION MONO BASIN MIXER



INLET CONNECTIONS:
15mm Copper
WORKING PRESSURE:
0.3 - 5.0 bar

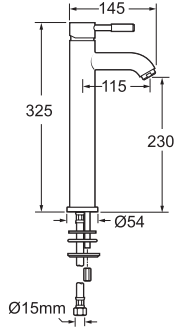
- Ceramic cartridge for smooth operation
- Tilt and turn temperature and flow control
- Comes complete with press top waste
- Compatible with Waterblade - see page 150



VSN113 Chrome

Ex.VAT £167.80 Inc.VAT £201.36

VISION TALL MONO BASIN MIXER



INLET CONNECTIONS:
1/2" BSP
WORKING PRESSURE:
0.3 - 5.0 bar

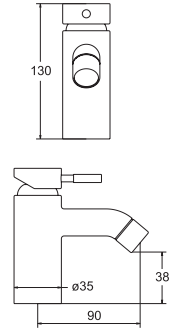
- Ceramic cartridge for smooth operation
- Tilt and turn temperature and flow control



VSN113/EX Chrome

Ex.VAT £254.56 Inc.VAT £305.47

VISION MINI MONO BASIN MIXER



INLET CONNECTIONS:
1/2" BSP
WORKING PRESSURE:
0.2 - 5.0 bar

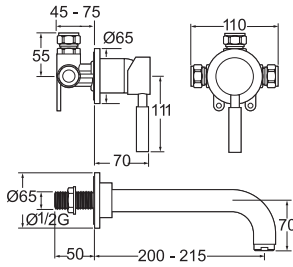
- Ceramic cartridge for smooth operation
- Tilt and turn temperature and flow control



VSN313 Chrome

Ex.VAT £114.20 Inc.VAT £137.04

VISION WALL MOUNTED BASIN MIXER



INLET CONNECTIONS:
1/2" BSP
WORKING PRESSURE:
0.3 - 5.0 bar

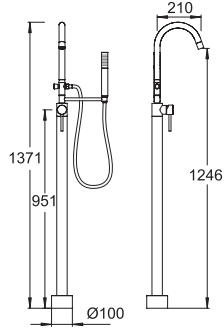
- Ceramic cartridge for smooth operation
- Tilt and turn temperature and flow control



VSN122 Chrome

Ex.VAT £194.59 Inc.VAT £233.51

VISION MONO BATH SHOWER MIXER FLOOR MOUNTED



INLET CONNECTIONS:
1/2" BSP
WORKING PRESSURE:
1.0 - 5.0 bar

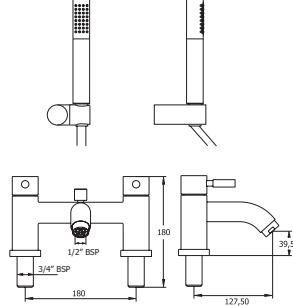
- Ceramic cartridge for smooth operation
- Tilt and turn temperature and flow control
- Complete mono bath shower mixer with floor mounted stand pipe
- Includes diverter, hose and handset



VSN 1S Chrome

Ex.VAT £334.96 Inc.VAT £401.95

VISION DECK MOUNTED BATH SHOWER MIXER



INLET CONNECTIONS:
3/4" BSP
WORKING PRESSURE:
0.5 - 5.0 bar

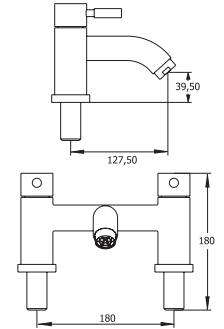
- Ceramic disc handles ensure a smooth operation
- Comes complete with single mode shower kit and wall bracket



VSN206 Chrome

Ex.VAT £254.56 Inc.VAT £305.47

VISION DECK MOUNTED BATH FILLER




INLET CONNECTIONS:
3/4" BSP
WORKING PRESSURE:
0.3 - 5.0 bar

- Ceramic disc handles ensure a smooth operation



VSN208 Chrome

Ex.VAT £200.98 Inc.VAT £241.18

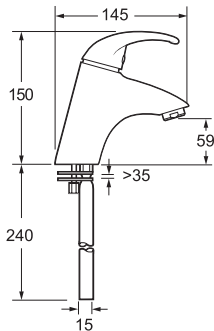


NEW WEBSITE
NOW LIVE!
www.deva-uk.com

DEVA BATHROOM TAPS
ELAN



ELAN MONO BASIN MIXER



INLET CONNECTIONS:
15mm Copper
WORKING PRESSURE:
0.3 - 5.0 bar

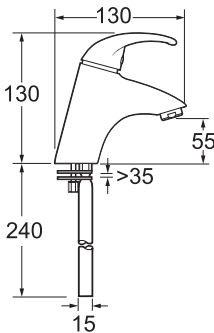
- Ceramic cartridge for smooth operation
- Tilt and turn temperature and flow control
- Comes complete with press top waste
- Compatible with Waterblade



ELAN113 Chrome

Ex.VAT £114.20 Inc.VAT £137.04

ELAN MINI MONO BASIN MIXER



INLET CONNECTIONS:
15mm Copper
WORKING PRESSURE:
0.3 - 5.0 bar

- Ceramic cartridge for smooth operation
- Tilt and turn temperature and flow control
- Compatible with Waterblade

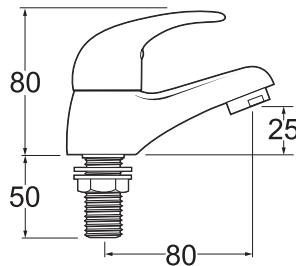


ELAN313 Chrome

Ex.VAT £95.08 Inc.VAT £114.10



ELAN BASIN TAPS



INLET CONNECTIONS:
1/2" BSP
WORKING PRESSURE:
0.2 - 5.0 bar

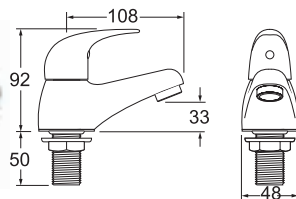
- Ceramic disc handles ensure a smooth operation
- Compatible with Waterblade



ELAN101 Chrome

Ex.VAT £80.39 Inc.VAT £96.47

ELAN BATH TAPS



INLET CONNECTIONS:
3/4" BSP
WORKING PRESSURE:
0.3 - 5.0 bar

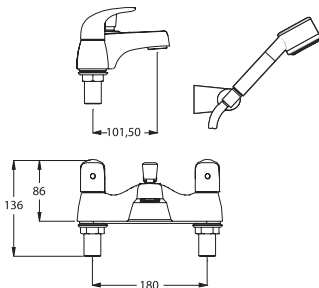
- Ceramic disc handles ensure a smooth operation
- Optimised for bath filling
- Compatible with Waterblade



ELAN102 Chrome

Ex.VAT £93.80 Inc.VAT £112.56

ELAN DECK MOUNTED BATH SHOWER MIXER



INLET CONNECTIONS:
3/4" BSP
WORKING PRESSURE:
0.5 - 5.0 bar

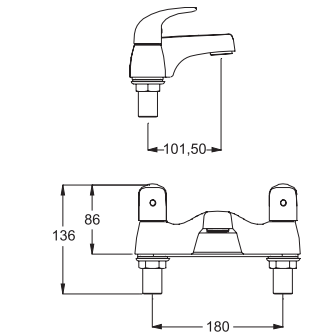
- Ceramic disc handles ensure a smooth operation
- Comes complete with single mode shower kit and wall bracket



ELAN106/DM Chrome

Ex.VAT £159.52 Inc.VAT £191.42

ELAN DECK MOUNTED BATH FILLER



INLET CONNECTIONS:
3/4" BSP
WORKING PRESSURE:
0.3 - 5.0 bar

- Ceramic disc handles ensure a smooth operation



ELAN108 Chrome

Ex.VAT £127.61 Inc.VAT £153.13



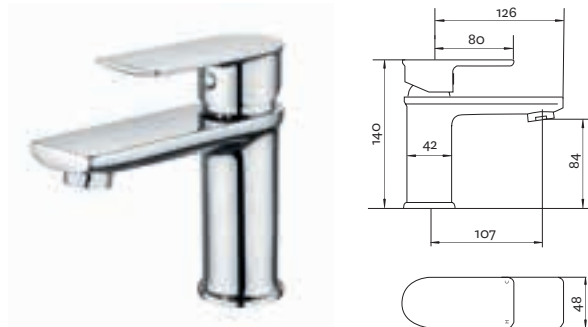
Luxury
Handwashing
Half the Water

- Innovative technology
- Exceptional performance, giving 'Blade' at all mains supply pressures
- Look out for the compatible icon



www.bamfordwaterblade.com

ZONOS MONO BASIN MIXER



INLET CONNECTIONS:
½" BSP
WORKING PRESSURE:
0.3 - 5.0 bar

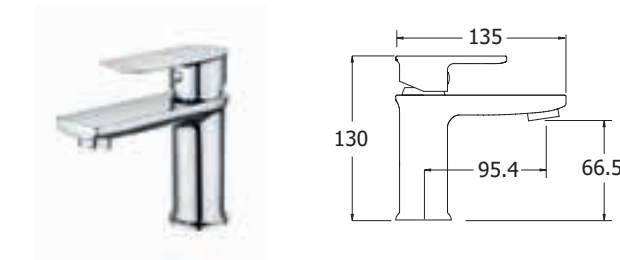
- Ceramic cartridge for smooth operation
- Comes with press top waste
- Compatible with Waterblade



ZON113 Chrome

Ex.VAT £104.00 Inc.VAT £124.80

ZONOS MINI MONO BASIN MIXER



INLET CONNECTIONS:
½" BSP
WORKING PRESSURE:
0.3 - 5.0 bar

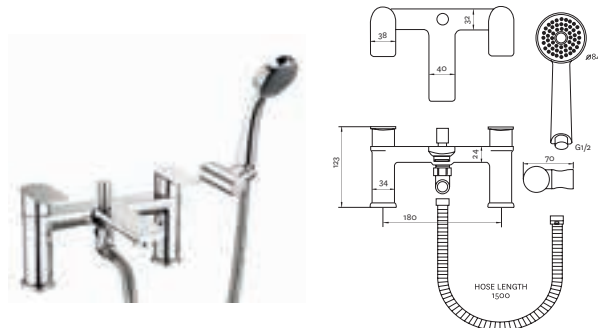
- Ceramic cartridge for smooth operation



ZON313 Chrome

Ex.VAT £78.00 Inc.VAT £93.60

ZONOS DECK MOUNTED BATH SHOWER MIXER



INLET CONNECTIONS:
¾" BSP
WORKING PRESSURE:
0.5 - 5.0 bar

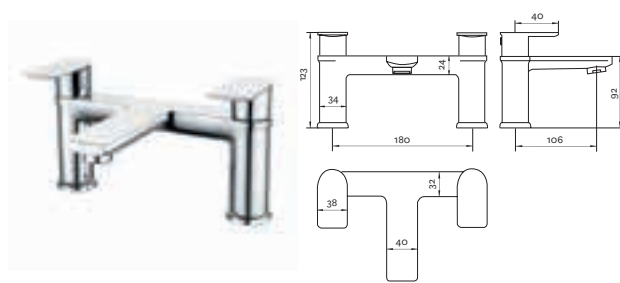
- Ceramic disc handles ensure a smooth operation
- Comes complete with single mode shower kit and wall bracket



ZON106 Chrome

Ex.VAT £182.00 Inc.VAT £218.40

ZONOS DECK MOUNTED BATH FILLER



INLET CONNECTIONS:
¾" BSP
WORKING PRESSURE:
0.5 - 5.0 bar

- Ceramic disc handles ensure a smooth operation



ZON108 Chrome

Ex.VAT £138.66 Inc.VAT £166.39



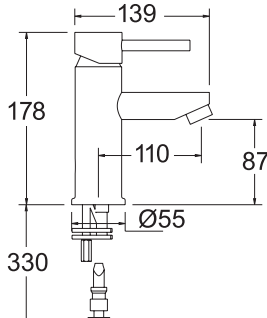
Zonos

ZONOS RANGE
SUPPLIED IN
FULL COLOUR
PACKAGING

DEVA BATHROOM TAPS
INSIGNIA



INSIGNIA MONO BASIN MIXER



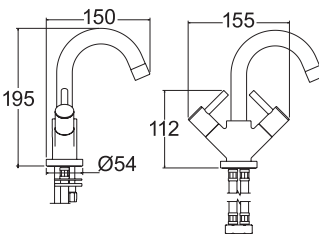
INLET CONNECTIONS:
1/2" BSP
WORKING PRESSURE:
0.2 - 5.0 bar

- Ceramic cartridge for smooth operation
- Tilt and turn temperature and flow control
- Comes complete with press top waste
- Compatible with Waterblade



INS113 Chrome Ex.VAT £107.18 Inc.VAT £128.62

INSIGNIA MONO BASIN MIXER



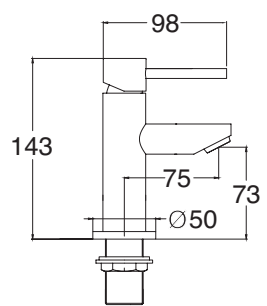
INLET CONNECTIONS:
1/2" BSP
WORKING PRESSURE:
0.2 - 5.0 bar

- Ceramic disc handles ensure a smooth operation
- Comes complete with press top waste
- Swivel spout



INS120 Chrome Ex.VAT £107.18 Inc.VAT £128.62

INSIGNIA MINI MONO BASIN MIXER



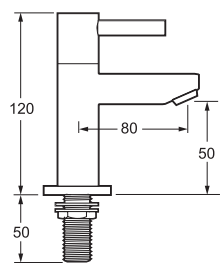
INLET CONNECTIONS:
1/2" BSP
WORKING PRESSURE:
0.2 - 5.0 bar

- Ceramic cartridge for smooth operation
- Tilt and turn temperature and flow control



INS313 Chrome Ex.VAT £76.56 Inc.VAT £91.87

INSIGNIA BASIN TAPS



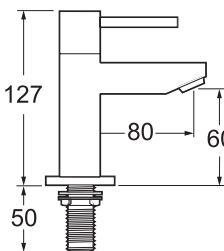
INLET CONNECTIONS:
1/2" BSP
WORKING PRESSURE:
0.2 - 5.0 bar

- Ceramic disc handles ensure a smooth operation



INS101 Chrome Ex.VAT £80.39 Inc.VAT £96.47

INSIGNIA BATH TAPS



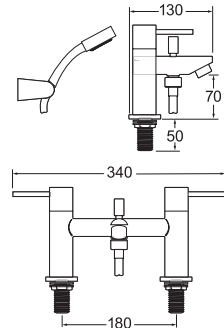
INLET CONNECTIONS:
3/4" BSP
WORKING PRESSURE:
0.2 - 5.0 bar

- Ceramic disc handles ensure a smooth operation
- Optimised for bath filling



INS102 Chrome Ex.VAT £93.80 Inc.VAT £112.56

INSIGNIA DECK MOUNTED BATH SHOWER MIXER



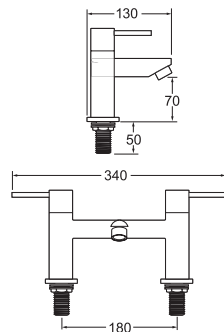
INLET CONNECTIONS:
3/4" BSP
WORKING PRESSURE:
0.2 - 5.0 bar

- Ceramic disc handles ensure a smooth operation
- Comes complete with single mode shower kit and wall bracket



INS106 Chrome Ex.VAT £167.80 Inc.VAT £201.36

INSIGNIA DECK MOUNTED BATH FILLER



INLET CONNECTIONS:
3/4" BSP
WORKING PRESSURE:
0.2 - 5.0 bar

- Ceramic disc handles ensure a smooth operation



INS108 Chrome Ex.VAT £147.38 Inc.VAT £176.86



Luxury
Handwashing
Half the Water

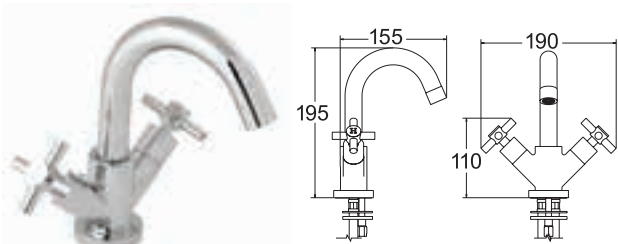
- Innovative technology
- Exceptional performance, giving 'Blade' at all mains supply pressures
- Look out for the compatible icon

www.bamfordwaterblade.com

DEVA BATHROOM TAPS
MOTIF



MOTIF MONO BASIN MIXER



INLET CONNECTIONS:
1/2" BSP
WORKING PRESSURE:
0.2 - 5.0 bar

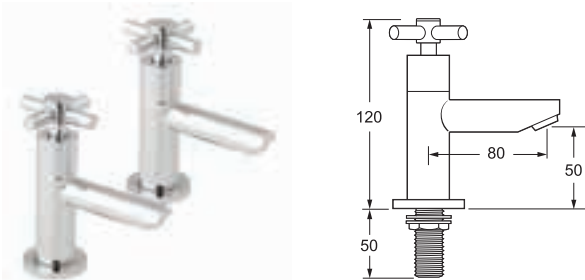
- Ceramic disc handles ensure a smooth operation
- Comes complete with press top waste
- Swivel spout



MOT113 Chrome

Ex.VAT £107.18 Inc.VAT £128.62

MOTIF BASIN TAPS



INLET CONNECTIONS:
1/2" BSP
WORKING PRESSURE:
0.2 - 5.0 bar

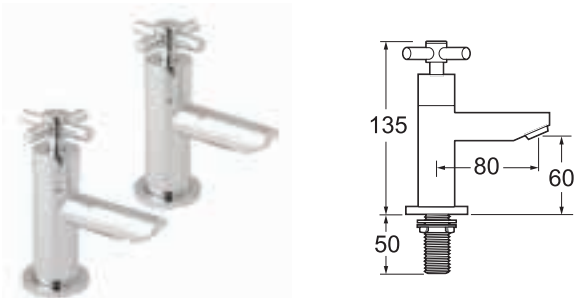
- Ceramic disc handles ensure a smooth operation



MOT101 Chrome

Ex.VAT £80.39 Inc.VAT £96.47

MOTIF BATH TAPS



INLET CONNECTIONS:
3/4" BSP
WORKING PRESSURE:
0.2 - 5.0 bar

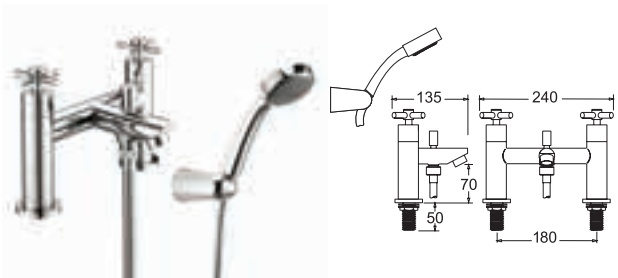
- Ceramic disc handles ensure a smooth operation
- Optimised for bath filling



MOT102 Chrome

Ex.VAT £93.80 Inc.VAT £112.56

MOTIF DECK MOUNTED BATH SHOWER MIXER



INLET CONNECTIONS:
3/4" BSP
WORKING PRESSURE:
0.2 - 5.0 bar

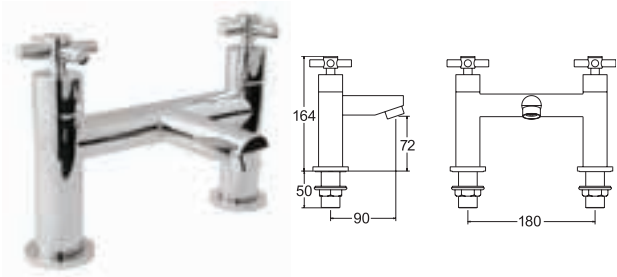
- Ceramic disc handles ensure a smooth operation
- Comes complete with single mode shower kit and wall bracket



MOT106 Chrome

Ex.VAT £167.80 Inc.VAT £201.36

MOTIF DECK MOUNTED BATH FILLER



INLET CONNECTIONS:
3/4" BSP
WORKING PRESSURE:
0.2 - 5.0 bar




- Ceramic disc handles ensure a smooth operation



MOT108 Chrome

Ex.VAT £147.38 Inc.VAT £176.86

DESKTOP
MOBILE
TABLET



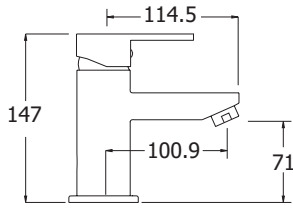
NEW WEBSITE
NOW LIVE!
www.deva-uk.com

DEVA BATHROOM TAPS

ETHOS



ETHOS MONO BASIN MIXER



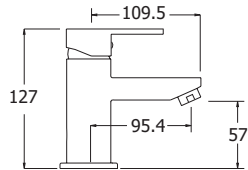
INLET CONNECTIONS:
1/2" BSP
WORKING PRESSURE:
0.3 - 5.0 bar



ETH113 Chrome Ex.VAT £86.66 Inc.VAT £103.99

- Ceramic cartridge for smooth operation
- Tilt and turn temperature and flow control
- Comes complete with press top waste
- Compatible with Waterblade

ETHOS MINI MONO BASIN MIXER



INLET CONNECTIONS:
1/2" BSP
WORKING PRESSURE:
0.3 - 5.0 bar



ETH313 chrome Ex.VAT £63.44 Inc.VAT £76.13

- Ceramic cartridge for smooth operation
- Tilt and turn temperature and flow control

ETHOS DECK MOUNTED BATH SHOWER MIXER



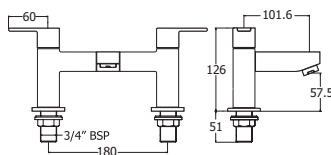
INLET CONNECTIONS:
3/4" BSP
WORKING PRESSURE:
0.5 - 5.0 bar



ETH106 Chrome Ex.VAT £156.00 Inc.VAT £187.20

- Ceramic disc handles ensure a smooth operation
- Comes complete with single mode shower kit and wall bracket

ETHOS DECK MOUNTED BATH FILLER



INLET CONNECTIONS:
3/4" BSP
WORKING PRESSURE:
0.5 - 5.0 bar



ETH108 Chrome Ex.VAT £121.34 Inc.VAT £145.61

- Ceramic disc handles ensure a smooth operation

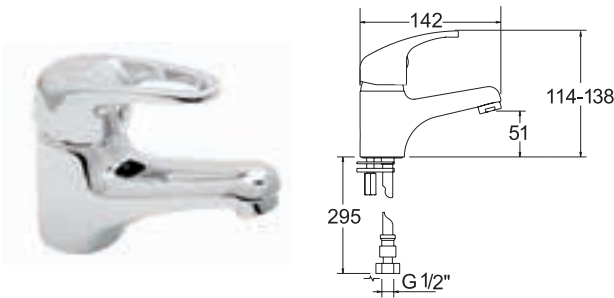
ETHOS RANGE SUPPLIED IN FULL COLOUR PACKAGING

Ethos

DEVA BATHROOM TAPS
LACE



LACE MONO BASIN MIXER



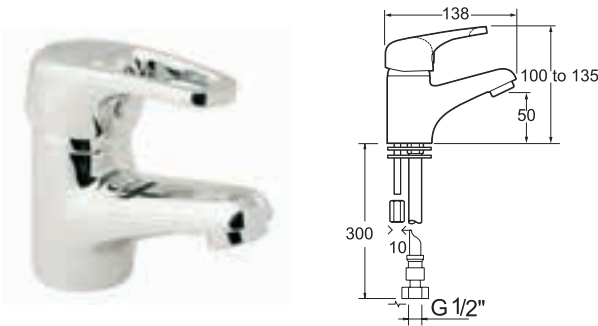
INLET CONNECTIONS:
1/2" BSP
WORKING PRESSURE:
0.2 - 5.0 bar

- Ceramic cartridge for smooth operation
- Tilt and turn temperature and flow control
- Comes complete with press top waste
- Compatible with Waterblade



LACE113 Chrome Ex.VAT £76.80 Inc.VAT £92.16

LACE MINI MONO BASIN MIXER



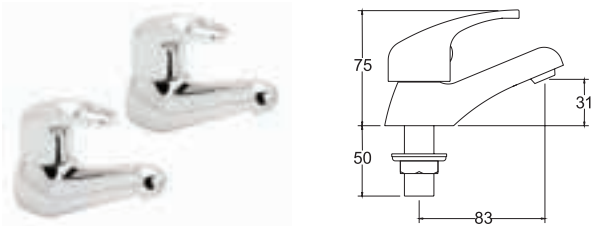
INLET CONNECTIONS:
1/2" BSP
WORKING PRESSURE:
0.3 - 5.0 bar

- Ceramic cartridge for smooth operation
- Tilt and turn temperature and flow control



LACE313 Chrome Ex.VAT £55.63 Inc.VAT £66.76

LACE BASIN TAPS



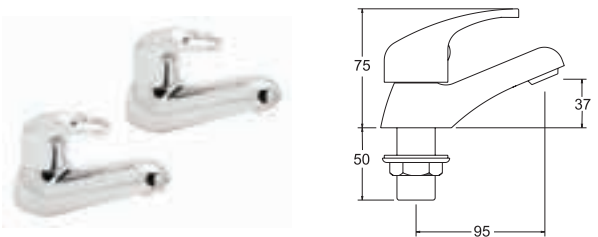
INLET CONNECTIONS:
1/2" BSP
WORKING PRESSURE:
0.2 - 5.0 bar

- Ceramic disc handles ensure a smooth operation



LACE101 Chrome Ex.VAT £55.63 Inc.VAT £66.76

LACE BATH TAPS



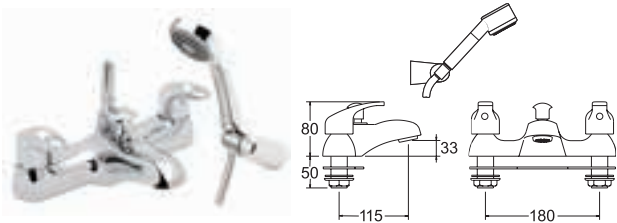
INLET CONNECTIONS:
3/4" BSP
WORKING PRESSURE:
0.2 - 5.0 bar

- Ceramic disc handles ensure a smooth operation
- Optimised for bath filling



LACE102 Chrome Ex.VAT £69.51 Inc.VAT £83.41

LACE DECK MOUNTED BATH SHOWER MIXER



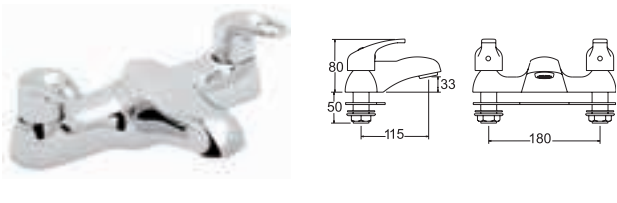
INLET CONNECTIONS:
3/4" BSP
WORKING PRESSURE:
0.5 - 5.0 bar

- Ceramic disc handles ensure a smooth operation
- Comes complete with single mode shower kit and wall bracket



LACE106 Chrome Ex.VAT £132.42 Inc.VAT £158.90

LACE DECK MOUNTED BATH FILLER



INLET CONNECTIONS:
3/4" BSP
WORKING PRESSURE:
0.5 - 5.0 bar

- Ceramic disc handles ensure a smooth operation



LACE108 Chrome Ex.VAT £111.23 Inc.VAT £133.48



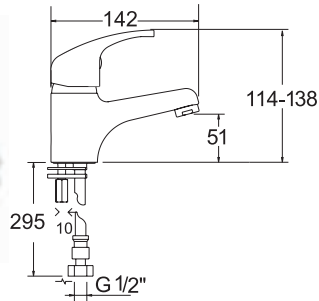
Luxury
Handwashing
Half the Water

- Innovative technology
- Exceptional performance, giving 'Blade' at all mains supply pressures
- Look out for the compatible icon

www.bamfordwaterblade.com



ADORE MONO BASIN MIXER



A clever two step cartridge that offers 'full flow' and 'reduced flow' settings, reducing water consumption by 80% when used in reduced flow compared to a standard tap cartridge.

INLET CONNECTIONS:
1/2" BSP
WORKING PRESSURE:
0.2 - 5.0 bar

- Ceramic cartridge for smooth operation
- Tilt and turn temperature and flow control
- Comes complete with press top waste
- Enviro-klick (/EK) is a two step cartridge that offers 'full' and 'reduced' flow compared to a standard cartridge.
- Compatible with Waterblade

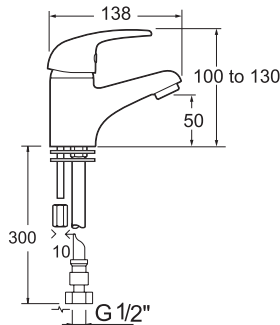


ADORE113 Chrome Ex.VAT £76.80 Inc.VAT £92.16

ADORE113/501 Gold Ex.VAT £116.52 Inc.VAT £139.82

ADORE113/EK Chrome Ex.VAT £76.80 Inc.VAT £92.16

ADORE MINI MONO BASIN MIXER



INLET CONNECTIONS:
1/2" BSP
WORKING PRESSURE:
0.3 - 5.0 bar

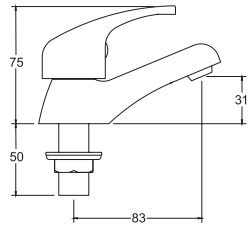
- Ceramic cartridge for smooth operation
- Tilt and turn temperature and flow control
- Also available with Press Top waste - see code C



ADORE313 Chrome Ex.VAT £55.63 Inc.VAT £66.76

ADORE313C Chrome Ex.VAT £67.36 Inc.VAT £80.83

ADORE BASIN TAPS



INLET CONNECTIONS:
1/2" BSP
WORKING PRESSURE:
0.2 - 5.0 bar

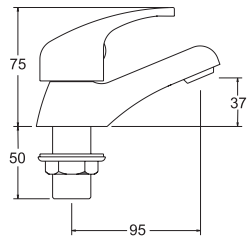
- Ceramic disc handles ensure a smooth operation



ADORE101 Chrome Ex.VAT £55.63 Inc.VAT £66.76

ADORE101/501 Gold Ex.VAT £88.28 Inc.VAT £105.94

ADORE BATH TAPS



INLET CONNECTIONS:
3/4" BSP
WORKING PRESSURE:
0.2 - 5.0 bar

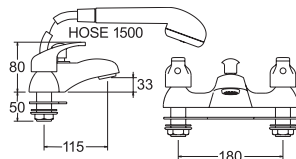
- Ceramic disc handles ensure a smooth operation
- Optimised for bath filling



ADORE102 Chrome Ex.VAT £69.51 Inc.VAT £83.41

ADORE102/501 Gold Ex.VAT £96.01 Inc.VAT £115.21

ADORE DECK MOUNTED BATH SHOWER MIXER



INLET CONNECTIONS:
3/4" BSP
WORKING PRESSURE:
0.5 - 5.0 bar

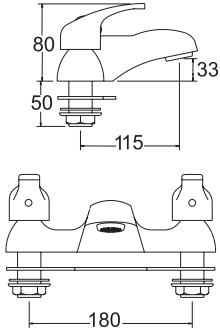
- Ceramic disc handles ensure a smooth operation
- Comes complete with single mode shower kit and wall bracket



ADORE106 Chrome Ex.VAT £132.42 Inc.VAT £158.90

ADORE106/501 Gold Ex.VAT £198.64 Inc.VAT £238.37

ADORE DECK MOUNTED BATH FILLER



INLET CONNECTIONS:
3/4" BSP
WORKING PRESSURE:
0.5 - 5.0 bar

- Ceramic disc handles ensure a smooth operation



ADORE108 Chrome Ex.VAT £111.23 Inc.VAT £133.48

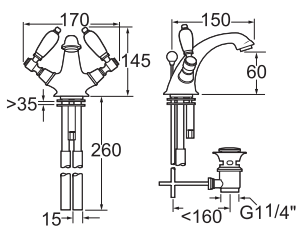
ADORE108/501 Gold Ex.VAT £164.20 Inc.VAT £197.04



DEVA BATHROOM TAPS
GEORGIAN



GEORGIAN MONO BASIN MIXER WITH POP UP WASTE



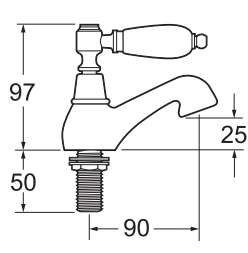
INLET CONNECTIONS: 15mm
WORKING PRESSURE: 0.1 - 5.0 bar

- Ceramic disc handles ensure a smooth operation
Comes complete with a lever operated pop up waste



Table with 2 columns: Model, Price. Rows: GE04 Chrome (Ex.VAT £200.98 Inc.VAT £241.18), GE04/501 Gold (Ex.VAT £248.29 Inc.VAT £297.95)

GEORGIAN BASIN TAPS



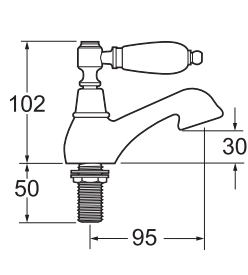
INLET CONNECTIONS: 1/2" BSP
WORKING PRESSURE: 0.1 - 5.0 bar

- Ceramic disc handles ensure a smooth operation



Table with 2 columns: Model, Price. Rows: GE01 Chrome (Ex.VAT £100.82 Inc.VAT £120.98), GE01/501 Gold (Ex.VAT £131.10 Inc.VAT £157.32)

GEORGIAN BATH TAPS



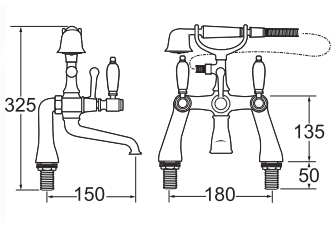
INLET CONNECTIONS: 3/4" BSP
WORKING PRESSURE: 0.3 - 5.0 bar

- Ceramic disc handles ensure a smooth operation
Optimised for bath filling



Table with 2 columns: Model, Price. Rows: GE02 Chrome (Ex.VAT £120.59 Inc.VAT £144.71), GE02/501 Gold (Ex.VAT £151.62 Inc.VAT £181.94)

GEORGIAN PILLAR MOUNTED BATH SHOWER MIXER



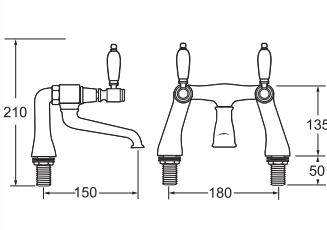
INLET CONNECTIONS: 3/4" BSP
WORKING PRESSURE: 0.3 - 5.0 bar

- Ceramic disc handles ensure a smooth operation
Comes complete with single mode shower kit and wall bracket



Table with 2 columns: Model, Price. Rows: GE03 Chrome (Ex.VAT £442.15 Inc.VAT £530.58), GE03/501 Gold (Ex.VAT £525.04 Inc.VAT £630.05)

GEORGIAN PILLAR MOUNTED BATH FILLER



INLET CONNECTIONS: 3/4" BSP
WORKING PRESSURE: 0.3 - 5.0 bar

- Ceramic disc handles ensure a smooth operation



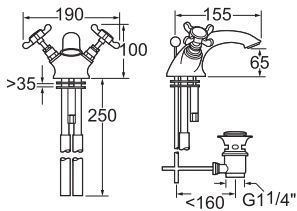
Table with 2 columns: Model, Price. Rows: GE08 Chrome (Ex.VAT £308.17 Inc.VAT £369.80), GE08/501 Gold (Ex.VAT £372.77 Inc.VAT £447.32)

GEORGIAN PILLAR MOUNTED BATH SHOWER MIXER



12 YEAR GUARANTEE ON ALL DEVA CHROME TAPS *TERMS APPLY

CORONATION MONO BASIN MIXER WITH
POP UP WASTE



INLET CONNECTIONS:
15mm Copper
WORKING PRESSURE:
0.1 - 5.0 bar

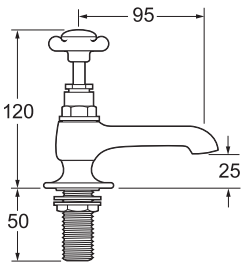
- Comes complete with a lever operated pop up waste



CR24 Chrome Ex.VAT £167.80 Inc.VAT £201.36

CR24/501 Gold Ex.VAT £213.87 Inc.VAT £256.64

CORONATION BASIN TAPS



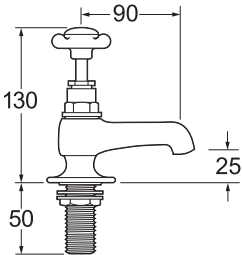
INLET CONNECTIONS:
1/2" BSP
WORKING PRESSURE:
0.1 - 5.0 bar



CR19 Chrome Ex.VAT £80.39 Inc.VAT £96.47

CR19/501 Gold Ex.VAT £109.91 Inc.VAT £131.89

CORONATION BATH TAPS



INLET CONNECTIONS:
3/4" BSP
WORKING PRESSURE:
0.1 - 5.0 bar

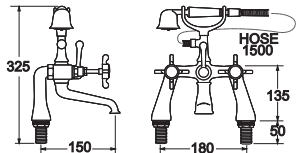
- Optimised for bath filling



CR20 Chrome Ex.VAT £100.82 Inc.VAT £120.98

CR20/501 Gold Ex.VAT £131.10 Inc.VAT £157.32

CORONATION PILLAR MOUNTED BATH
SHOWER MIXER



INLET CONNECTIONS:
3/4" BSP
WORKING PRESSURE:
0.5 - 5.0 bar

- Comes complete with single mode shower kit and wall bracket



CR23 Chrome Ex.VAT £334.96 Inc.VAT £401.95

CR23/501 Gold Ex.VAT £413.81 Inc.VAT £496.57



WATER SAVING
TAP FLOW
REGULATORS

Our flow regulators are cheap and easy to fit and will save you money on your water and heating bills year after year.



FOR MONO BASIN AND MONO SINK MIXERS

Features

- Reduces flow to the L/min shown
- Sold in singles
- Replaces standard anti-splash in mono basin, kitchen mixers and basin pillar taps
- Regulates flow constantly
- Regulates at 1.0 bar+

Code	Description	Ex.VAT	Inc.VAT
FR101-3	Flow Regulator for Basin Pillar Taps - 3 L/min	£5.11	£6.13
FR101-4	Flow Regulator for Basin Pillar Taps - 4 L/min	£5.11	£6.13
FR101-6	Flow Regulator for Basin Pillar Taps - 6 L/min	£5.11	£6.13
FR113-4	Flow Regulator for Mono Basin and Sink Mixers - 4 L/min	£5.11	£6.13
FR1135	Flow Regulator for Mono Basin and Sink Mixers - 5 L/min	£5.11	£6.13

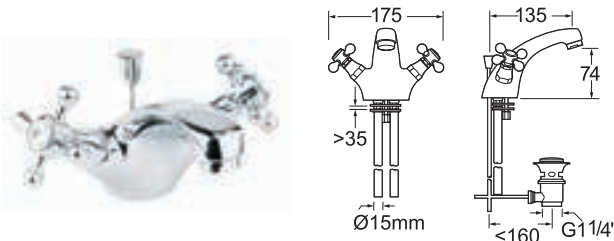
FLOW REGULATOR

Features

- Outlet regulator at 1.0 bar+
- Sold in singles
- Fits shower and bath shower mixers showing
- Regulates flow constantly to the L/min shown

Code	Description	Ex.VAT	Inc.VAT
FR106-12	Flow Regulator for Bath Shower Mixers above 1.0 Bar	£8.29	£9.95
FR106-7	Flow Regulator for Bath Shower Mixers above 1.0 Bar	£8.29	£9.95

TUDOR MONO BASIN MIXER WITH POP UP WASTE



INLET CONNECTIONS:
15mm
WORKING PRESSURE:
0.1 - 5.0 bar

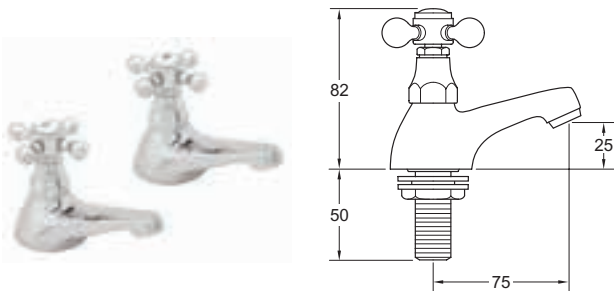
• Comes complete with a lever operated pop up waste



TUD113 Chrome Ex.VAT £93.80 Inc.VAT £112.56

TUD113/501 Gold Ex.VAT £137.06 Inc.VAT £164.47

TUDOR BASIN TAPS



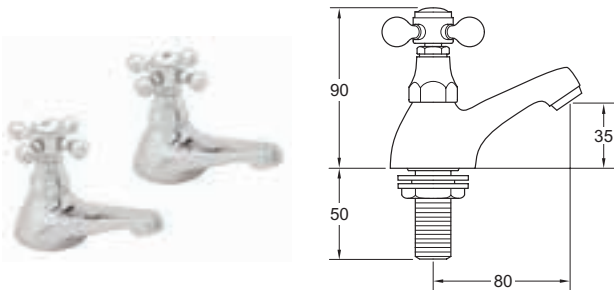
INLET CONNECTIONS:
1/2" BSP
WORKING PRESSURE:
0.1 - 5.0 bar



TUD01 Chrome Ex.VAT £37.64 Inc.VAT £45.17

TUD01/501 Gold Ex.VAT £65.54 Inc.VAT £78.65

TUDOR BATH TAPS



INLET CONNECTIONS:
3/4" BSP
WORKING PRESSURE:
0.1 - 5.0 bar

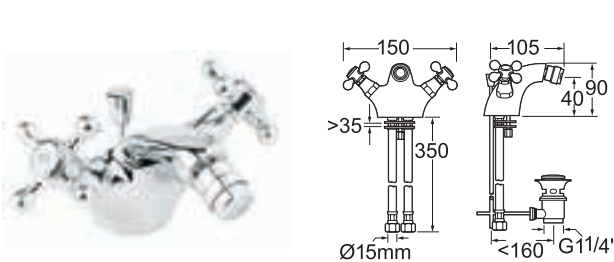
• Optimised for bath filling



TUD02 Chrome Ex.VAT £40.20 Inc.VAT £48.24

TUD02/501 Gold Ex.VAT £68.19 Inc.VAT £81.83

TUDOR BIDET MIXER WITH POP UP WASTE



INLET CONNECTIONS:
1/2" BSP
WORKING PRESSURE:
0.1 - 5.0 bar

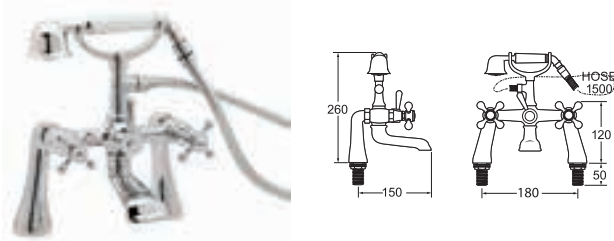
• Comes complete with a lever operated pop up waste



TUD114 Chrome Ex.VAT £107.18 Inc.VAT £128.62

TUD114/501 Gold Ex.VAT £150.96 Inc.VAT £181.15

TUDOR PILLAR MOUNTED BATH SHOWER MIXER



INLET CONNECTIONS:
3/4" BSP
WORKING PRESSURE:
0.3 - 5.0 bar

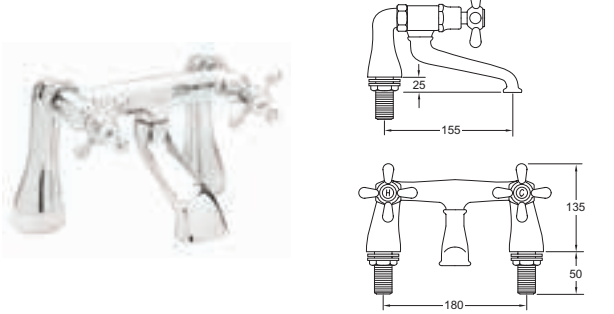
• Comes complete with single mode shower kit



TUD03 Chrome Ex.VAT £160.78 Inc.VAT £192.94

TUD03/501 Gold Ex.VAT £233.06 Inc.VAT £279.67

TUDOR PILLAR MOUNTED BATH FILLER



INLET CONNECTIONS:
3/4" BSP
WORKING PRESSURE:
0.3 - 5.0 bar



TUD08 Chrome Ex.VAT £127.61 Inc.VAT £153.13

TUD08/501 Gold Ex.VAT £185.39 Inc.VAT £222.47

TUDOR PILLAR MOUNTED BATH SHOWER MIXER

12 YEAR
GUARANTEE
ON ALL DEVA
CHROME TAPS

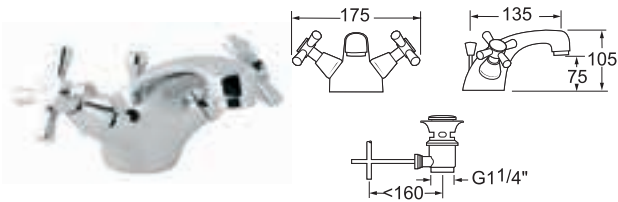
*TERMS APPLY



DEVA BATHROOM TAPS
MILAN



MILAN MONO BASIN MIXER WITH POP UP WASTE



INLET CONNECTIONS:
15mm Copper
WORKING PRESSURE:
0.1 - 5.0 bar

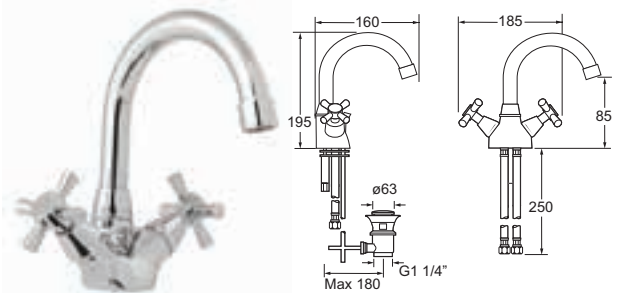
- Comes complete with a lever operated pop up waste
- Compatible with Waterblade



MILAN 113 Chrome

Ex.VAT £93.80 Inc.VAT £112.56

MILAN MONO BASIN MIXER WITH SWIVEL SPOUT AND POP UP WASTE



INLET CONNECTIONS:
15mm Copper
WORKING PRESSURE:
0.1 - 5.0 bar

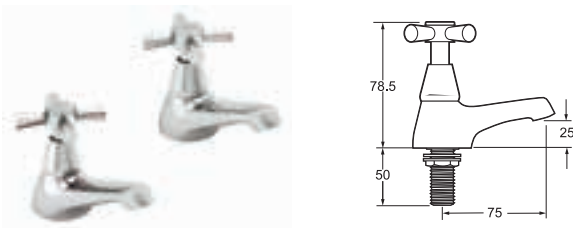
- Comes complete with a lever operated pop up waste
- Swivel spout



MILAN 113/SW Chrome

Ex.VAT £100.82 Inc.VAT £120.98

MILAN BASIN TAPS



INLET CONNECTIONS:
1/2" BSP
WORKING PRESSURE:
0.1 - 5.0 bar

- Metal backnuts on SPEC codes



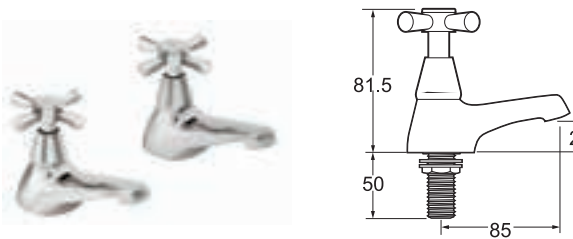
MILAN 101 Chrome

Ex.VAT £38.28 Inc.VAT £45.94

MILAN SPEC101 Chrome

Ex.VAT £41.48 Inc.VAT £49.78

MILAN BATH TAPS



INLET CONNECTIONS:
3/4" BSP
WORKING PRESSURE:
0.1 - 5.0 bar

- Metal backnuts on SPEC codes



MILAN 102 Chrome

Ex.VAT £42.75 Inc.VAT £51.30

MILAN SPEC102 Chrome

Ex.VAT £45.95 Inc.VAT £55.14

MILAN DECK MOUNTED BATH SHOWER MIXER



INLET CONNECTIONS:
3/4" BSP
WORKING PRESSURE:
0.1 - 5.0 bar

- Comes complete with single mode shower kit and wall bracket



MILAN 106 Chrome

Ex.VAT £133.99 Inc.VAT £160.79

MILAN DECK MOUNTED BATH FILLER



INLET CONNECTIONS:
3/4" BSP
WORKING PRESSURE:
0.1 - 5.0 bar

- Metal backnuts on SPEC codes



MILAN 108 Chrome

Ex.VAT £120.59 Inc.VAT £144.71

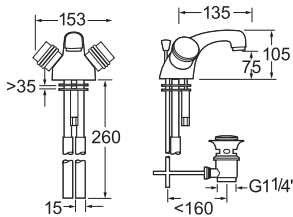
FOLLOW US
@uk_deva



DEVA BATHROOM TAPS
SOLERNO



SOLERNO MONO BASIN MIXER WITH POP UP WASTE



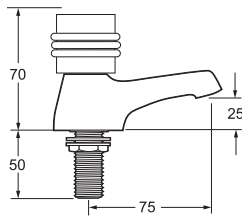
INLET CONNECTIONS:
15mm Copper
WORKING PRESSURE:
0.1 - 5.0 bar

- Includes lever operated pop up waste
- Compatible with Waterblade



SOLE113 Chrome Ex.VAT £93.80 Inc.VAT £112.56

SOLERNO BASIN TAPS

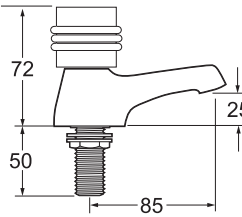


INLET CONNECTIONS:
1/2" BSP
WORKING PRESSURE:
0.1 - 5.0 bar



SOLE101 Chrome Ex.VAT £38.28 Inc.VAT £45.94

SOLERNO BATH TAPS

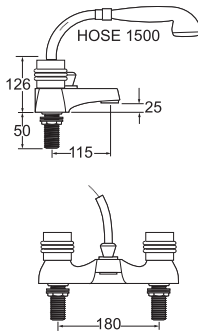


INLET CONNECTIONS:
3/4" BSP
WORKING PRESSURE:
0.1 - 5.0 bar



SOLE102 Chrome Ex.VAT £44.02 Inc.VAT £52.82

SOLERNO DECK MOUNTED BATH SHOWER MIXER



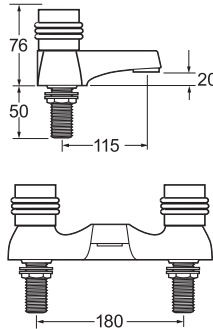
INLET CONNECTIONS:
3/4" BSP
WORKING PRESSURE:
0.1 - 5.0 bar

- Comes complete with single mode shower kit and wall bracket



SOLE106 Chrome Ex.VAT £133.99 Inc.VAT £160.79

SOLERNO DECK MOUNTED BATH FILLER



INLET CONNECTIONS:
3/4" BSP
WORKING PRESSURE:
0.1 - 5.0 bar



SOLE108 Chrome Ex.VAT £120.59 Inc.VAT £144.71

SOLERNO
MONO
BASIN
MIXER

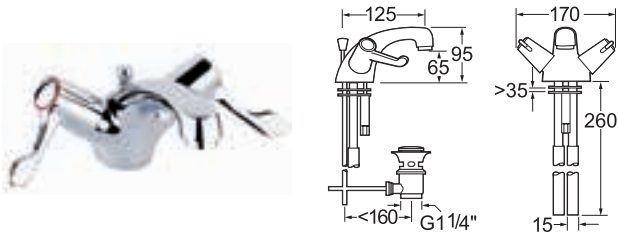


12 YEAR
GUARANTEE
ON ALL DEVA
CHROME TAPS
*TERMS APPLY

DEVA BATHROOM TAPS
LEVER



LEVER ACTION MONO BASIN MIXER WITH
POP UP WASTE




INLET CONNECTIONS:
15mm Copper
WORKING PRESSURE:
0.1 - 5.0 bar

- Includes lever operated pop up waste



DLT113 Chrome Ex.VAT £92.51 Inc.VAT £111.01

LEVER ACTION BASIN TAPS



INLET CONNECTIONS:
1/2" BSP
WORKING PRESSURE:
0.1 - 5.0 bar

- Metal backnuts on SPEC code




DLT101 Chrome Ex.VAT £38.28 Inc.VAT £45.94

DLT SPEC101 Chrome Ex.VAT £41.46 Inc.VAT £49.75

DLT113 Chrome Ex.VAT £92.51 Inc.VAT £111.01

LEVER ACTION BATH TAPS



INLET CONNECTIONS:
3/4" BSP
WORKING PRESSURE:
0.1 - 5.0 bar

- Metal backnuts on SPEC codes

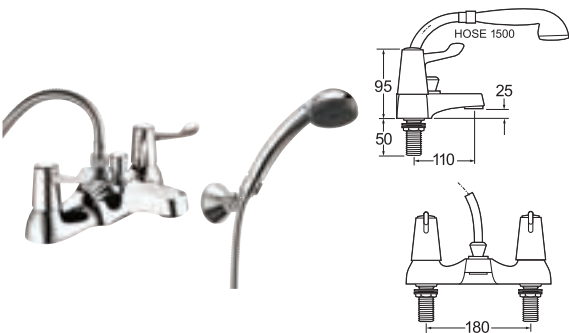


DLT102 Chrome Ex.VAT £42.11 Inc.VAT £50.53

DLT SPEC102 Chrome Ex.VAT £45.30 Inc.VAT £54.36

DLV102 Chrome 6" Lever Ex.VAT £82.31 Inc.VAT £98.77

LEVER ACTION DECK MOUNTED BATH
SHOWER MIXER



INLET CONNECTIONS:
3/4" BSP
WORKING PRESSURE:
0.3 - 5.0 bar

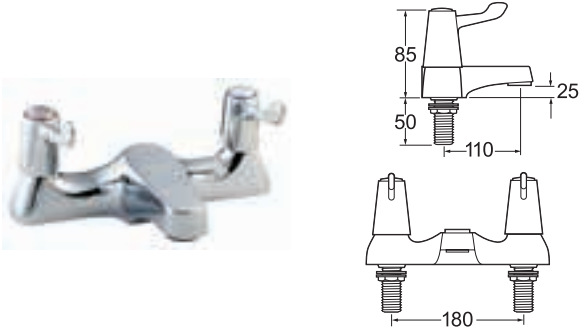
- Comes complete with single mode shower kit and wall bracket
- Metal backnuts on SPEC code



DLT106 Chrome Ex.VAT £130.16 Inc.VAT £156.19

DLT SPEC106 Chrome Ex.VAT £133.35 Inc.VAT £160.02

LEVER ACTION DECK MOUNTED BATH FILLER

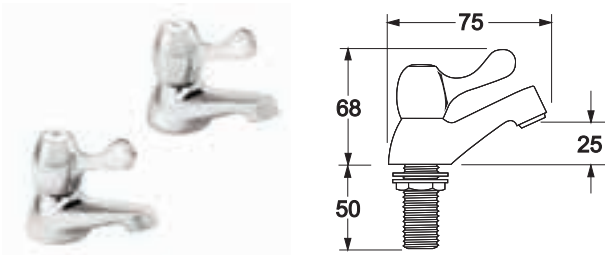


INLET CONNECTIONS:
3/4" BSP
WORKING PRESSURE:
0.2 - 5.0 bar



DLT108 Chrome Ex.VAT £107.18 Inc.VAT £128.62

LEVER ACTION BASIN TAPS



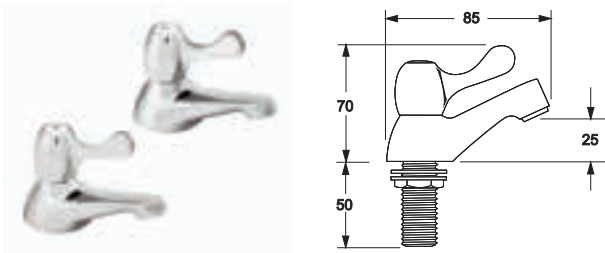
INLET CONNECTIONS:
1/2" BSP
WORKING PRESSURE:
0.1 - 5.0 bar

- Ceramic disc handles ensure a smooth operation



CNTL01 Chrome Ex.VAT £42.11 Inc.VAT £50.53

LEVER ACTION BATH TAPS



INLET CONNECTIONS:
3/4" BSP
WORKING PRESSURE:
0.3 - 5.0 bar

- Ceramic disc handles ensure a smooth operation



CNTL02 Chrome Ex.VAT £48.48 Inc.VAT £58.18

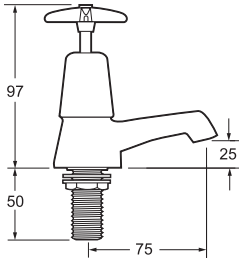
FOLLOW US
@uk_deva



DEVA BATHROOM TAPS
CROSS HANDLE



CROSS HANDLE BASIN TAPS



INLET CONNECTIONS:
1/2" BSP
WORKING PRESSURE:
0.1 - 5.0 bar

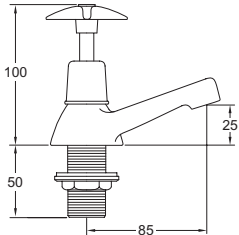
- Additional set of red and blue indices included



181X Chrome

Ex.VAT £31.91 Inc.VAT £38.29

CROSS HANDLE BATH TAPS



INLET CONNECTIONS:
3/4" BSP
WORKING PRESSURE:
0.1 - 5.0 bar

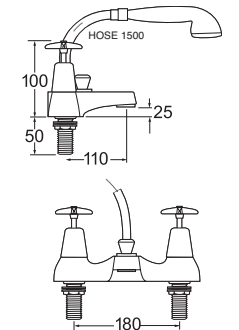
- Additional set of red and blue indices included



182X Chrome

Ex.VAT £33.81 Inc.VAT £40.57

CROSS HANDLE DECK MOUNTED BATH
SHOWER MIXER



INLET CONNECTIONS:
3/4" BSP
WORKING PRESSURE:
0.1 - 5.0 bar

- Comes complete with single mode shower kit and wall bracket
- Conforms to BS5412 standard



186X Chrome

Ex.VAT £127.61 Inc.VAT £153.13



Luxury
Handwashing
Half the Water

- Innovative technology
- Exceptional performance, giving 'Blade' at all mains supply pressures
- Look out for the compatible icon

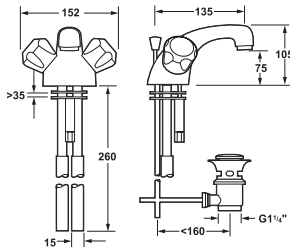


www.bamfordwaterblade.com

DEVA BATHROOM TAPS
PROFILE



PROFILE MONO BASIN MIXER WITH POP UP WASTE



INLET CONNECTIONS:
15mm Copper
WORKING PRESSURE:
0.1 - 5.0 bar

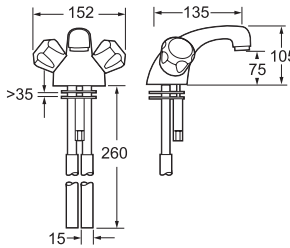
- Includes lever operated pop up waste
- Compatible with Waterblade



DCM113 Chrome Ex.VAT £65.72 Inc.VAT £78.86

DCM113/501 Gold Ex.VAT £107.92 Inc.VAT £129.50

PROFILE MONO BASIN MIXER



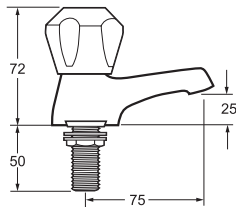
INLET CONNECTIONS:
15mm Copper
WORKING PRESSURE:
0.1 - 5.0 bar

- Includes chain stay
- Waste supplied separately, see wastes and spares section
- Compatible with Waterblade



DCM113B Chrome Ex.VAT £60.61 Inc.VAT £72.73

PROFILE BASIN TAPS



INLET CONNECTIONS:
1/2" BSP
WORKING PRESSURE:
0.1 - 5.0 bar

- Metal backnuts on SPEC code

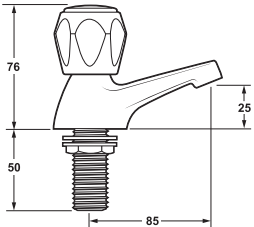


DCM101 Chrome Ex.VAT £24.25 Inc.VAT £29.10

DCM SPEC101 Chrome Ex.VAT £27.44 Inc.VAT £32.93

DCM101/501 Gold Ex.VAT £51.65 Inc.VAT £61.98

PROFILE BATH TAPS



INLET CONNECTIONS:
3/4" BSP
WORKING PRESSURE:
0.1 - 5.0 bar

- Metal backnuts on SPEC code

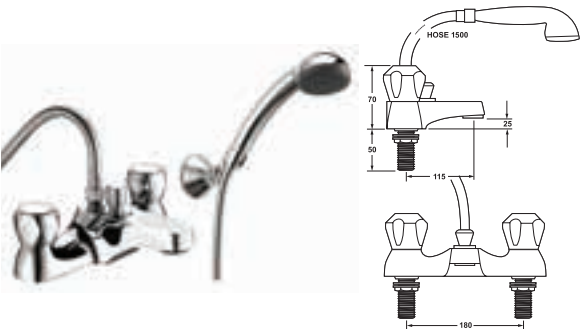


DCM102 Chrome Ex.VAT £26.17 Inc.VAT £31.40

DCM SPEC102 Chrome Ex.VAT £29.36 Inc.VAT £35.23

DCM102/501 Gold Ex.VAT £53.63 Inc.VAT £64.36

PROFILE DECK MOUNTED BATH SHOWER MIXER



INLET CONNECTIONS:
3/4" BSP
WORKING PRESSURE:
0.1 - 5.0 bar

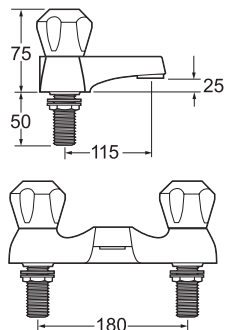
- Comes complete with single mode shower kit and wall bracket



DCM106 Chrome Ex.VAT £98.25 Inc.VAT £117.90

DCM106/501 Gold Ex.VAT £168.18 Inc.VAT £201.82

PROFILE DECK MOUNTED BATH FILLER



INLET CONNECTIONS:
3/4" BSP
WORKING PRESSURE:
0.1 - 5.0 bar



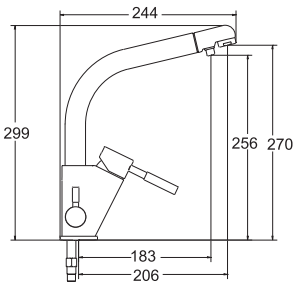
DCM108 Chrome Ex.VAT £77.83 Inc.VAT £93.40

DCM108/501 Gold Ex.VAT £133.74 Inc.VAT £160.49

DEVA KITCHEN TAPS
SINGLE LEVER



STR3AM MONO WATER FILTER TAP



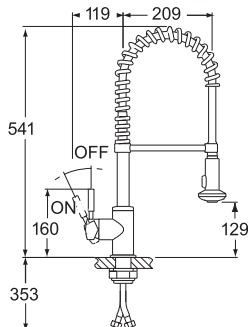
INLET CONNECTIONS:
1/2" BSP
WORKING PRESSURE:
0.5 - 5.0 bar



WFMS001 Chrome Ex.VAT £348.36 Inc.VAT £418.03
FILTER 001 White Ex.VAT £26.17 Inc.VAT £31.40

- Ceramic cartridge for smooth operation
- Features two separate outlets to prevent cross contamination of filtered water
- Drinking water outlet is filtered by a Deva water filter (FILTER 001). Replacement filter needed every 6 months
- Tilt and turn temperature and flow control

SLINKY MONO SINK MIXER



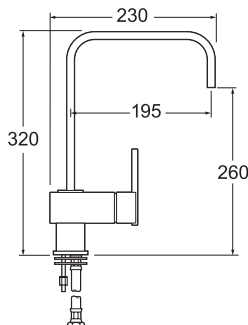
INLET CONNECTIONS:
1/2" BSP
WORKING PRESSURE:
1.0 - 5.0 bar



SLINKY118 Chrome Ex.VAT £301.78 Inc.VAT £362.14

- Ceramic cartridge for smooth operation
- Swivel spout and pull out rinser
- Tilt and turn temperature and flow control
- Two functions - standard flow and spray

EDGE MONO SINK MIXER



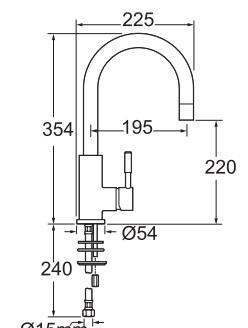
INLET CONNECTIONS:
1/2" BSP
WORKING PRESSURE:
1.5 - 5.0 bar



EDGE118 Chrome Ex.VAT £227.77 Inc.VAT £273.32

- Ceramic cartridge for smooth operation
- Tilt and turn temperature and flow control
- Swivel spout

VISION MONO SINK MIXER WITH ARCH SPOUT



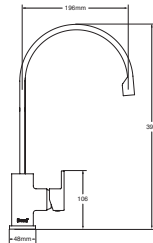
INLET CONNECTIONS:
15mm Copper
WORKING PRESSURE:
0.3 - 5.0 bar



VSN104 Chrome Ex.VAT £208.00 Inc.VAT £249.60

- Ceramic cartridge for smooth operation
- Tilt and turn temperature and flow control
- Swivel spout

SAVVI MONO SINK MIXER



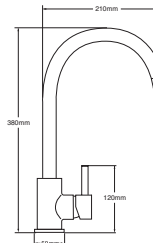
INLET CONNECTIONS:
1/2" BSP
WORKING PRESSURE:
0.3 - 5.0 bar



SAVV104 Chrome Ex.VAT £180.00 Inc.VAT £216.00

- Ceramic cartridge for smooth operation
- Tilt and turn temperature and flow control
- Swivel spout

INDI MONO SINK MIXER



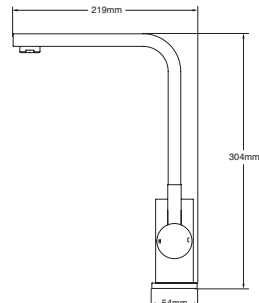
INLET CONNECTIONS:
1/2" BSP
WORKING PRESSURE:
0.3 - 5.0 bar



IND104 Chrome Ex.VAT £160.00 Inc.VAT £192.00

- Ceramic cartridge for smooth operation
- Tilt and turn temperature and flow control
- Swivel spout

CAMDEN MONO SINK MIXER



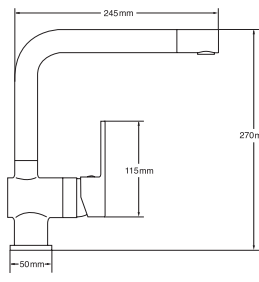
INLET CONNECTIONS:
1/2" BSP
WORKING PRESSURE:
0.3 - 5.0 bar



CDN104 Chrome Ex.VAT £150.00 Inc.VAT £180.00

- Ceramic cartridge for smooth operation
- Tilt and turn temperature and flow control
- Swivel spout

ETHOS MONO SINK MIXER



INLET CONNECTIONS:
1/2" BSP
WORKING PRESSURE:
0.3 - 5.0 bar

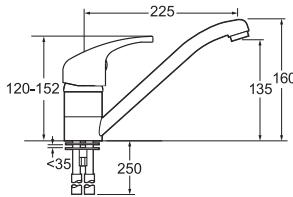


ETH104 Chrome Ex.VAT £140.00 Inc.VAT £168.00

- Ceramic cartridge for smooth operation
- Tilt and turn temperature and flow control
- Swivel spout

DEVA KITCHEN TAPS
SINGLE LEVER

LACE MONO SINK MIXER



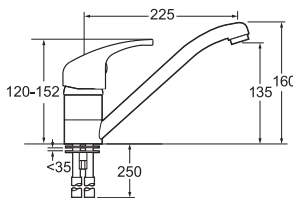
INLET CONNECTIONS:
15mm Copper
WORKING PRESSURE:
0.2 - 5.0 bar



LACE171 Chrome Ex.VAT £104.61 Inc.VAT £125.53

- Ceramic cartridge for smooth operation
- Tilt and turn temperature and flow control
- Swivel spout

ADORE MONO SINK MIXER



INLET CONNECTIONS:
15mm Copper
WORKING PRESSURE:
0.2 - 5.0 bar



ADORE171 Chrome Ex.VAT £104.61 Inc.VAT £125.53

ADORE171/EK Chrome Ex.VAT £104.61 Inc.VAT £125.53

ADORE171F Chrome Ex.VAT £104.61 Inc.VAT £125.53

- Ceramic cartridge for smooth operation
- Tilt and turn temperature and flow control
- Swivel spout
- Enviro-klick and Flexi-tails versions available see EK and F code

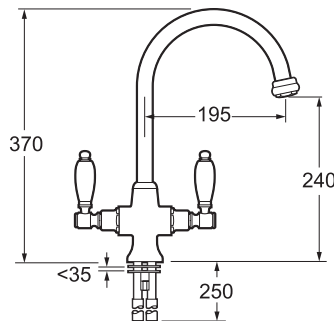
Unified Water Label 21.4 l/min



DEVA KITCHEN TAPS
DUAL



GEORGIAN MONO SINK MIXER



INLET CONNECTIONS:
15mm Copper
WORKING PRESSURE:
0.3 - 5.0 bar

- Swivel spout
- Dual Flow



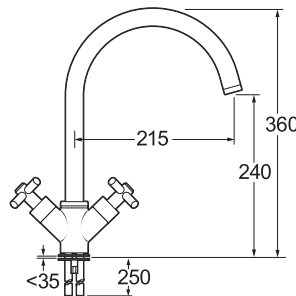
SM056 Chrome Ex.VAT £227.77 Inc.VAT £273.32

SM056/501 Gold Ex.VAT £276.10 Inc.VAT £331.32

SM056/BZ Bronze Ex.VAT £267.97 Inc.VAT £321.56

SM056/NI Nickel Ex.VAT £341.98 Inc.VAT £410.38

EXPRESSION MONO SINK MIXER



INLET CONNECTIONS:
1/2" BSP
WORKING PRESSURE:
0.2 - 5.0 bar

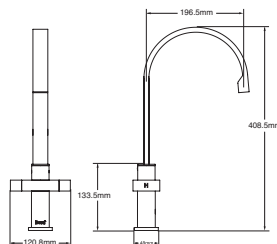
- Swivel spout



EPR104 Chrome Ex.VAT £208.00 Inc.VAT £249.60

Unified Water Label 26.5 l/min

BRIXTON MONO SINK MIXER



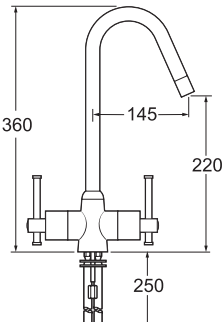
INLET CONNECTIONS:
1/2" BSP
WORKING PRESSURE:
0.3 - 5.0 bar

- Ceramic cartridge for smooth operation
- Swivel spout



BTN104 Chrome Ex.VAT £174.23 Inc.VAT £209.08

TAURS MONO SINK MIXER



INLET CONNECTIONS:
15mm Copper
WORKING PRESSURE:
0.3 - 5.0 bar

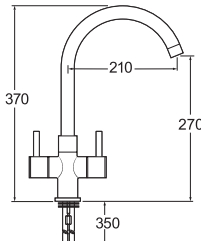
- Ceramic disc handles ensure a smooth operation
- Swivel spout



TAUR130 Chrome

Ex.VAT £159.52 Inc.VAT £191.42

METROPOLIS MONO SINK MIXER



INLET CONNECTIONS:
1/2" BSP
WORKING PRESSURE:
0.3 - 5.0 bar

- Ceramic disc handles ensure a smooth operation
- Swivel spout



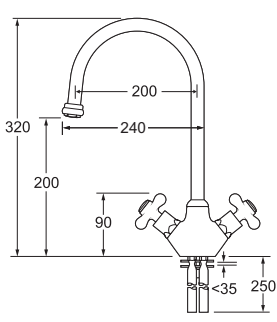
MET 172 Chrome

Ex.VAT £153.12 Inc.VAT £183.74

MET172/BC Brushed Chrome

Ex.VAT £205.22 Inc.VAT £246.26

VENETIAN MONO SINK MIXER



INLET CONNECTIONS:
1/2" BSP
WORKING PRESSURE:
0.1 - 5.0 bar

- Swivel spout
- Dual Flow



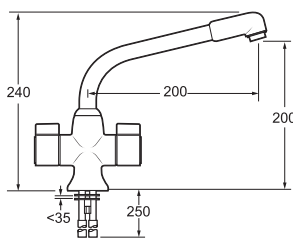
SM057 Chrome

Ex.VAT £120.59 Inc.VAT £144.71

SM057/501 Gold

Ex.VAT £164.87 Inc.VAT £197.84

PUFFIN MONO SINK MIXER



INLET CONNECTIONS:
1/2" BSP
WORKING PRESSURE:
0.2 - 5.0 bar

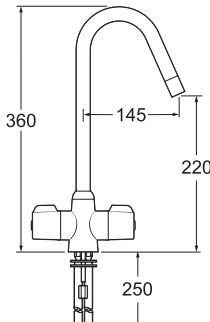
- Ceramic disc handles ensure a smooth operation
- Swivel spout
- Dual flow



PUF130/CP Chrome

Ex.VAT £141.00 Inc.VAT £169.20

CONVERSE MONO SINK MIXER



INLET CONNECTIONS:
15mm Copper
WORKING PRESSURE:
0.3 - 5.0 bar

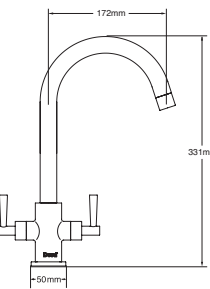
- Ceramic disc handles ensure a smooth operation
- Swivel spout



CONV130 Chrome

Ex.VAT £127.61 Inc.VAT £153.13

NELSON MONO SINK MIXER



INLET CONNECTIONS:
1/2" BSP
WORKING PRESSURE:
0.3 - 5.0 bar

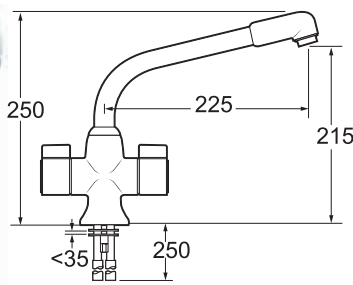
- Ceramic disc handles ensure a smooth operation
- Swivel spout



NEL104 Chrome

Ex.VAT £124.80 Inc.VAT £149.76

SAURIS MONO SINK MIXER



INLET CONNECTIONS:
15mm Copper
WORKING PRESSURE:
0.2 - 5.0 bar

- Ceramic disc handles ensure a smooth operation
- Swivel spout
- Dual flow



SMS172 Chrome

Ex.VAT £114.20 Inc.VAT £137.04

SMS172/004 Beige

Ex.VAT £133.99 Inc.VAT £160.79

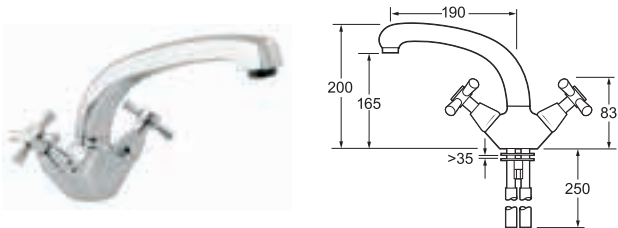
SMS172/005 White

Ex.VAT £133.99 Inc.VAT £160.79

SMS172/BC Brushed Chrome

Ex.VAT £166.24 Inc.VAT £199.49

MILAN MONO SINK MIXER



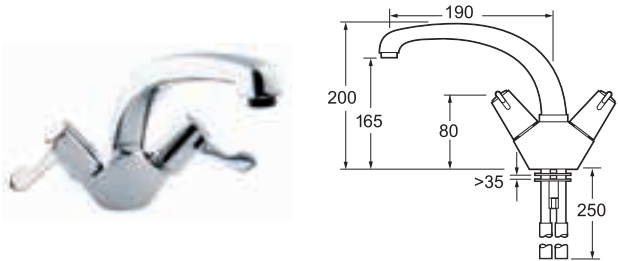
INLET CONNECTIONS:
15mm Copper
WORKING PRESSURE:
0.1 - 5.0 bar

- Swivel spout
- Dual Flow



MILAN 104 Chrome Ex.VAT £109.74 Inc.VAT £131.69

LEVER ACTION MONO SINK MIXER



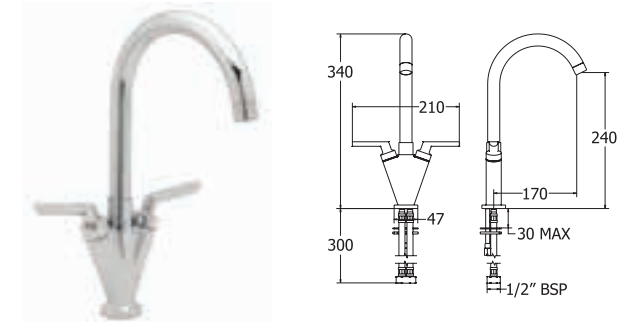
INLET CONNECTIONS:
15mm Copper
WORKING PRESSURE:
0.1 - 5.0 bar

- Ceramic disc handles ensure a smooth operation
- Swivel spout
- Dual flow



DLT104 Chrome Ex.VAT £105.91 Inc.VAT £127.09

LEVER MONO SINK MIXER



INLET CONNECTIONS:
1/2" BSP
WORKING PRESSURE:
0.3 - 5.0 bar

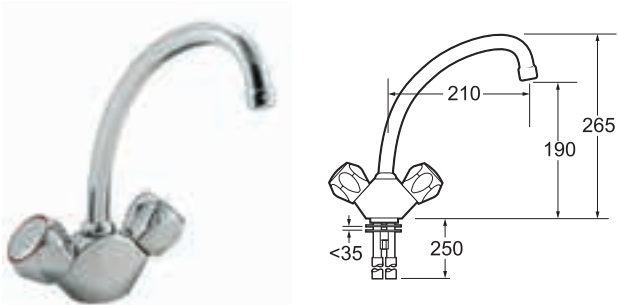
- Ceramic disc handles ensure a smooth operation
- Comes with under mount bracket
- Swivel spout



LEV104 Chrome Ex.VAT £74.01 Inc.VAT £88.81

LEV104/BC Brushed Chrome Ex.VAT £126.11 Inc.VAT £151.33

PROFILE CONTRACT MONO SINK MIXER



INLET CONNECTIONS:
15mm Copper
WORKING PRESSURE:
0.1 - 5.0 bar

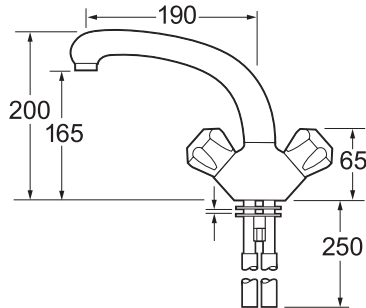
- Swivel spout
- Dual Flow



CMS191 Chrome Ex.VAT £70.82 Inc.VAT £84.98

CMS191/002 Mocha Ex.VAT £93.80 Inc.VAT £112.56

PROFILE MONO SINK MIXER



INLET CONNECTIONS:
15mm Copper
WORKING PRESSURE:
0.1 - 5.0 bar

- Swivel spout
- Dual Flow



DCM104 Chrome Ex.VAT £70.82 Inc.VAT £84.98

DCP124/004 Beige Ex.VAT £93.80 Inc.VAT £112.56

DCP124/005 White Ex.VAT £93.80 Inc.VAT £112.56

OUR CUSTOMERS LOVE US!

CUSTOMER FEEDBACK IS IMPORTANT TO US

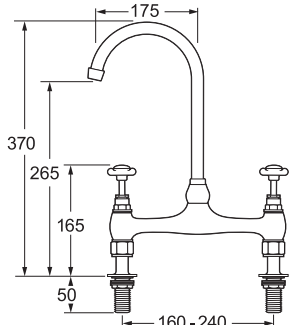
Our 2019 survey results showed that 99% of our customers would recommend Methven to a friend or colleague. Our NPS score is 39. Other national retailers in the industry average at 35. So we're delighted to be above average.

99% Recommended

98% QUALITY ASSURED


95% EXCELLENT CUSTOMER SERVICE

CORONATION BRIDGE SINK MIXER

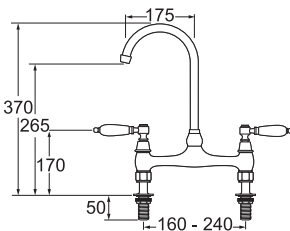


INLET CONNECTIONS:
½" BSP
WORKING PRESSURE:
0.1 - 5.0 bar

- Swivel spout
- Dual flow
- Features adjustable centre pillars for easy installation




 CR305 Chrome	Ex.VAT £222.66 Inc.VAT £267.19
CR305/501 Gold	Ex.VAT £270.80 Inc.VAT £324.96

GEORGIAN BRIDGE SINK MIXER

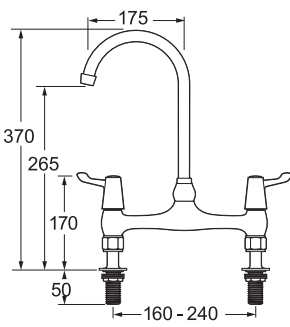


INLET CONNECTIONS:
½" BSP
WORKING PRESSURE:
0.1 - 5.0 bar

- Swivel spout
- Features adjustable centre pillars for easy installation




   GE0305 Chrome	Ex.VAT £221.41 Inc.VAT £265.69
--	--------------------------------

LEVER ACTION 3" LEVER BRIDGE SINK MIXER
- WITH ADJUSTABLE CENTRES

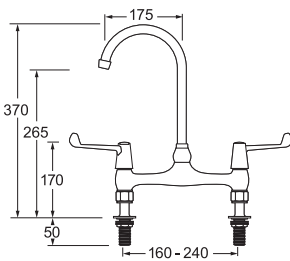


INLET CONNECTIONS:
½" BSP
WORKING PRESSURE:
0.2 - 5.0 bar

- Ceramic disc handles ensure a smooth operation
- Dual Flow
- Features adjustable centre pillars for easy installation
- Swivel spout




   DLT305B Chrome	Ex.VAT £151.86 Inc.VAT £182.23
---	--------------------------------

LEVER ACTION 6" LEVER BRIDGE SINK MIXER
WITH ADJUSTABLE CENTRES

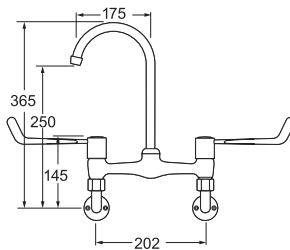


INLET CONNECTIONS:
½" BSP
WORKING PRESSURE:
0.2 - 5.0 bar

- Ceramic disc handles ensure a smooth operation
- Dual Flow
- Features adjustable centre pillars for easy installation
- Swivel spout




   DLV305B Chrome	Ex.VAT £200.98 Inc.VAT £241.18
---	--------------------------------

LEVER WALL MOUNTED BRIDGE SINK MIXER
6" LEVERS





INLET CONNECTIONS:
½" BSP
WORKING PRESSURE:
0.2 - 5.0 bar

- Ceramic disc handles ensure a smooth operation
- Dual Flow
- Swivel spout

   DLV305WM Chrome	Ex.VAT £208.00 Inc.VAT £249.60
--	--------------------------------

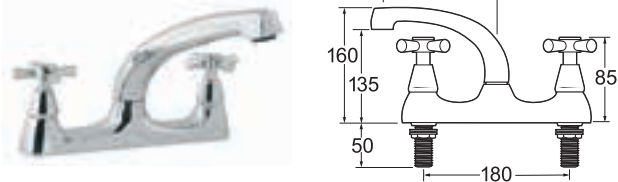
DESKTOP
MOBILE
TABLET



DEVA KITCHEN TAPS
DECK MOUNTED



MILAN DECK MOUNTED SINK MIXER

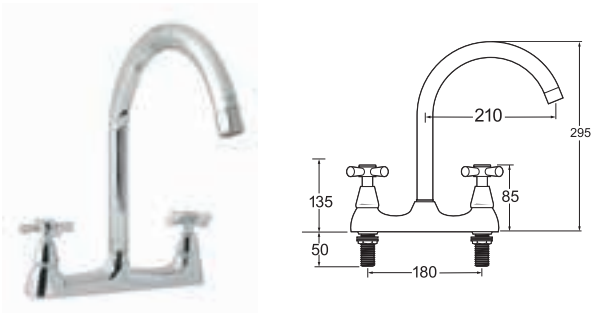


MILAN 105 Chrome Ex.VAT £82.95 Inc.VAT £99.54

INLET CONNECTIONS:
½" BSP
WORKING PRESSURE:
0.1 - 5.0 bar

- Swivel spout
- Dual Flow

MILAN DECK MOUNTED SINK MIXER



MILAN172 Chrome Ex.VAT £128.41 Inc.VAT £154.09

INLET CONNECTIONS:
½" BSP
WORKING PRESSURE:
0.3 - 5.0 bar

- Swivel spout

LEVER ACTION DECK MOUNTED SINK MIXER



DLT105 Chrome Ex.VAT £79.12 Inc.VAT £94.94

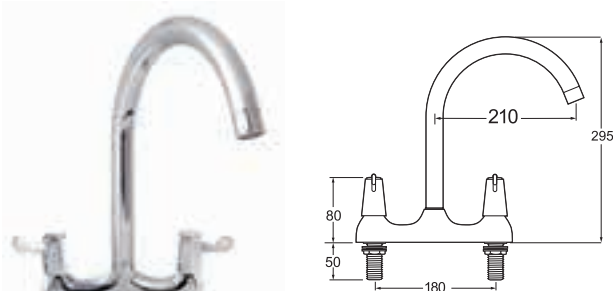
DLV105 Chrome 6" Levers Ex.VAT £120.59 Inc.VAT £144.71

DLT SPEC105 Chrome Ex.VAT £82.31 Inc.VAT £98.77

INLET CONNECTIONS:
½" BSP
WORKING PRESSURE:
0.1 - 5.0 bar

- Swivel spout
- Dual Flow
- Metal backnuts on SPEC codes

LEVER ACTION DECK MOUNTED SINK MIXER

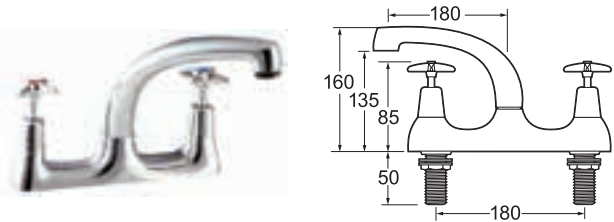


DLT172 Chrome Ex.VAT £126.11 Inc.VAT £151.33

INLET CONNECTIONS:
½" BSP
WORKING PRESSURE:
0.2 - 5.0 bar

- Swivel spout
- Dual Flow

CROSS HANDLE DECK MOUNTED SINK MIXER

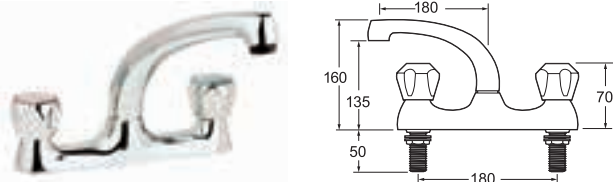


187X Chrome Ex.VAT £60.61 Inc.VAT £72.73

INLET CONNECTIONS:
½" BSP
WORKING PRESSURE:
0.1 - 5.0 bar

- Swivel spout
- Dual Flow
- Additional set of red and blue indices included
- Conforms to BS5412 standard

PROFILE DECK MOUNTED SINK MIXER



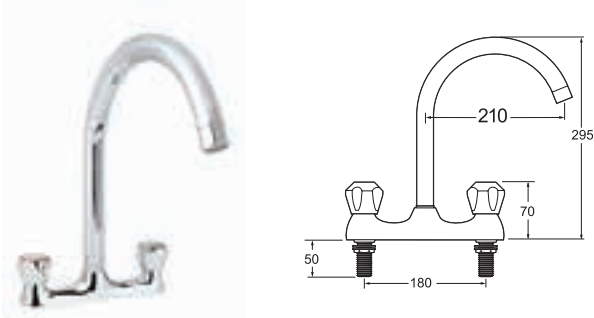
DCM105 Chrome Ex.VAT £60.61 Inc.VAT £72.73

DCM SPEC105 Chrome Ex.VAT £63.80 Inc.VAT £76.56

INLET CONNECTIONS:
½" BSP
WORKING PRESSURE:
0.1 - 5.0 bar

- Swivel spout
- Dual Flow
- Metal backnuts on SPEC codes

PROFILE DECK MOUNTED SINK MIXER

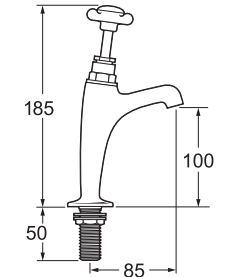


DCM172 Chrome Ex.VAT £91.88 Inc.VAT £110.26

INLET CONNECTIONS:
½" BSP
WORKING PRESSURE:
0.2 - 5.0 bar

- Swivel spout
- Dual Flow

CORONATION HIGH NECK SINK TAPS

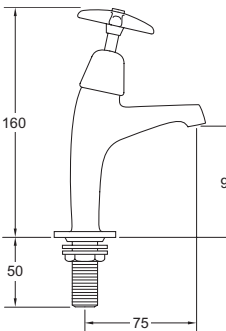


INLET CONNECTIONS:
½" BSP
WORKING PRESSURE:
0.1 - 5.0 bar



CR27A Chrome Ex.VAT £92.51 Inc.VAT £111.01

CROSS HANDLE SINK TAPS



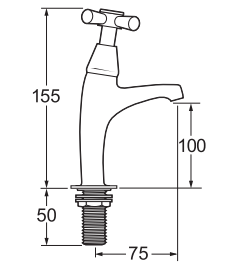
INLET CONNECTIONS:
½" BSP
WORKING PRESSURE:
0.1 - 5.0 bar



183X Chrome Ex.VAT £35.10 Inc.VAT £42.12

- Additional set of red and blue indices included

MILAN SINK TAPS

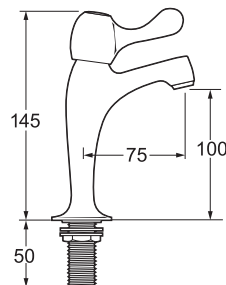


INLET CONNECTIONS:
½" BSP
WORKING PRESSURE:
0.1 - 5.0 bar



MILAN 103 Chrome Ex.VAT £47.22 Inc.VAT £56.66

LEVER ACTION CONTRACT SINK PILLAR TAPS



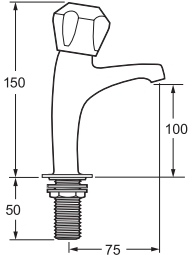
INLET CONNECTIONS:
½" BSP
WORKING PRESSURE:
0.1 - 5.0 bar



CNTL03 Chrome Ex.VAT £48.48 Inc.VAT £58.18

- Ceramic disc handles ensure smooth operation

PROFILE SINK TAPS



INLET CONNECTIONS:
½" BSP
WORKING PRESSURE:
0.1 - 5.0 bar

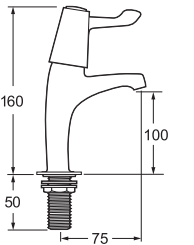


DCM103 Chrome Ex.VAT £31.27 Inc.VAT £37.52

DCM SPEC103 Chrome Ex.VAT £34.44 Inc.VAT £41.33

- Metal backnuts on SPEC codes

LEVER ACTION SINK TAPS



INLET CONNECTIONS:
½" BSP
WORKING PRESSURE:
0.1 - 5.0 bar

- Metal backnuts on SPEC codes
- Ceramic disc handles ensure smooth operation

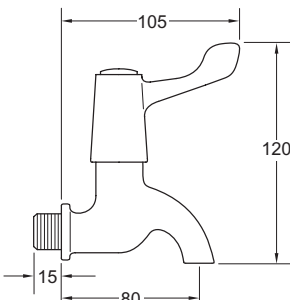


DLT103 Chrome Ex.VAT £42.11 Inc.VAT £50.53

DLT SPEC103 Chrome Ex.VAT £45.30 Inc.VAT £54.36

DLV103 Chrome 6" Levers Ex.VAT £82.31 Inc.VAT £98.77

LEVER ACTION 3" BIB TAPS



INLET CONNECTIONS:
½" BSP
WORKING PRESSURE:
0.1 - 5.0 bar

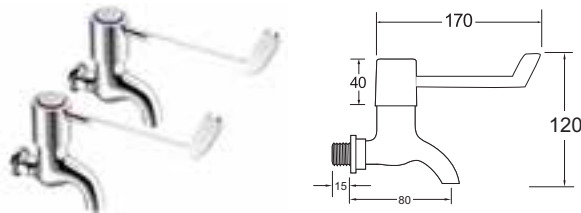
- DFV uses a ¼" turn rising spindle
- 2.0 bar maximum working pressure on DFV



DLT095 Chrome Ex.VAT £62.34 Inc.VAT £74.81

DFV095 Chrome Ex.VAT £67.00 Inc.VAT £80.40

LEVER ACTION 6" BIB TAPS



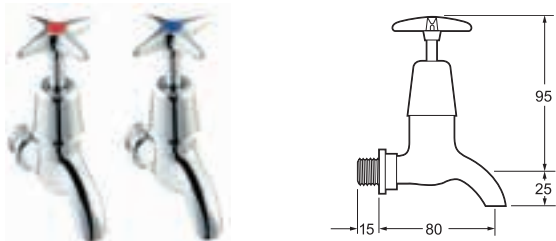
INLET CONNECTIONS:
½" BSP
WORKING PRESSURE:
0.1 - 5.0 bar

- Ceramic disc handles ensure a smooth operation



DLV095 Chrome Ex.VAT £54.06 Inc.VAT £64.87

CROSS HANDLE BIB TAPS



INLET CONNECTIONS:
½" BSP
WORKING PRESSURE:
0.1 - 5.0 bar

- Additional set of red and blue indices included



095X Chrome Ex.VAT £31.91 Inc.VAT £38.29



Luxury Handwashing
Half the Water

- Innovative technology
- Exceptional performance, giving 'Blade' at all mains supply pressures
- Look out for the compatible icon



www.bamfordwaterblade.com

OUR CUSTOMERS LOVE US!

99%
Recommended

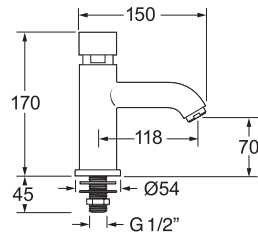
98%
QUALITY ASSURED

95%
EXCELLENT CUSTOMER SERVICE

CUSTOMER FEEDBACK IS IMPORTANT TO US

Our 2019 survey results showed that 99% of our customers would recommend Methven to a friend or colleague. Our NPS score is 39. Other national retailers in the industry average at 35. So we're delighted to be above average.

NON CONCUSSIVE VISION SELF CLOSING
BASIN TAP



INLET CONNECTIONS:
½" BSP
WORKING PRESSURE:
0.3 - 5.0 bar



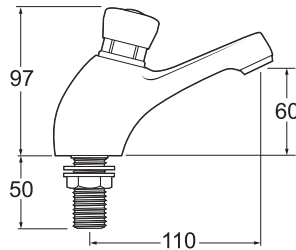
- Sold as singles
- Self closing basin taps
- Pre set automatic shut off after approximately 10 seconds
- Recommended for use with a blending valve see page 155
- Compatible with Waterblade

Unified Water Label 6.8 l/min

VSN123 Chrome

Ex.VAT £120.59 Inc.VAT £144.71

NON CONCUSSIVE PRE-SET BASIN TAPS



INLET CONNECTIONS:
½" BSP
WORKING PRESSURE:
0.1 - 3.0 bar



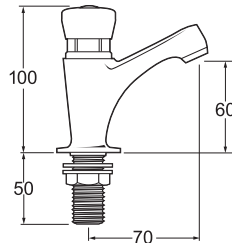
- Sold in pairs
- Self closing basin taps
- Pre-set automatic shut off after approximately 10 seconds
- Recommended for use with a blending valve see page 155
- Compatible with Waterblade

Unified Water Label 15.2 l/min

NCT001 Chrome

Ex.VAT £74.01 Inc.VAT £88.81

NON CONCUSSIVE SELF CLOSING PILLAR
BASIN TAP



INLET CONNECTIONS:
½" BSP
WORKING PRESSURE:
0.2 - 5.0 bar



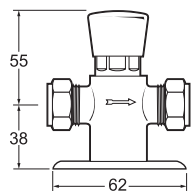
- Sold as singles
- Self closing basin taps
- Pre set automatic shut off after approximately 10 seconds
- Recommended for use with a blending valve see page 155
- Additional set of Hot & cold indices supplied

Unified Water Label 12.4 l/min

CORM03 Chrome

Ex.VAT £33.81 Inc.VAT £40.57

NON CONCUSSIVE PRE-SET EXPOSED
SHOWER VALVE



VALVE:
Manual
INLET CONNECTIONS:
15mm Copper
WORKING PRESSURE:
0.2 - 5.0 bar



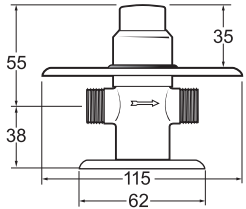
- Suitable for swimming baths, leisure clubs etc
- Pre-set automatic shut off after approximately 20 seconds

Unified Water Label 14.5 l/min

NCT002 Chrome

Ex.VAT £80.39 Inc.VAT £96.47

NON CONCUSSIVE PRE-SET RECESSED
SHOWER VALVE



VALVE:
Manual
INLET CONNECTIONS:
15mm Copper
WORKING PRESSURE:
0.2 - 5.0 bar



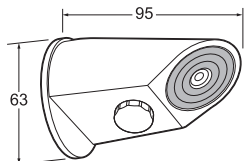
- Suitable for swimming baths, leisure clubs etc
- Pre-set automatic shut off after approximately 20 seconds

Unified Water Label 14.5 l/min

NCT003 Chrome

Ex.VAT £87.40 Inc.VAT £104.88

ANTI-VANDAL SHOWER HEAD



INLET CONNECTIONS:
15mm Copper
9 L/min flow regulator available, FRAV 9

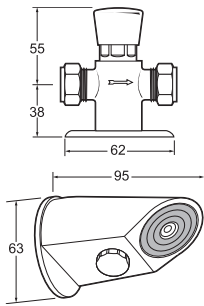


- Sturdy brass construction and compact rounded shape for both style and durability
- Suitable for sports centres, public facilities etc

AVSH001 Chrome

Ex.VAT £80.39 Inc.VAT £96.47

ANTI-VANDAL SHOWER SYSTEM



Valve:
Manual
INLET CONNECTIONS:
15mm Copper
9 L/min flow regulator available, FRAV 9

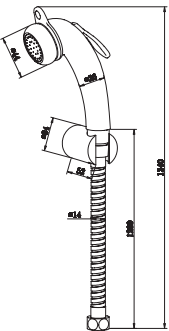


- Sturdy brass construction and compact rounded shape for both style and durability
- Suitable for sports centres, public facilities etc

AVSH002 Chrome

Ex.VAT £170.65 Inc.VAT £204.78

SHATTAF WITH HOSE AND WALL BRACKET



INLET CONNECTIONS:
½" BSP
WORKING PRESSURE:
0.5 - 5.0 bar

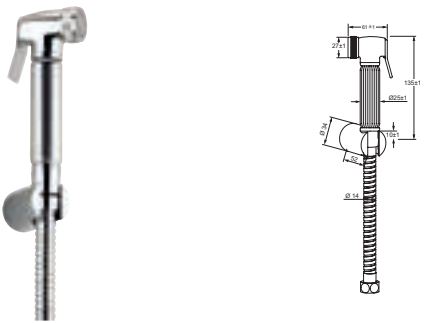


- Includes 1.2m metal hose & ABS wall bracket

SHA01 Chrome

Ex.VAT £19.24 Inc.VAT £23.09

BRASS SHATAFF WITH HOSE AND WALL
BRACKET



INLET CONNECTIONS:
½" BSP
WORKING PRESSURE:
0.5 - 5.0 bar

- Includes 1.2m metal hose & ABS wall bracket

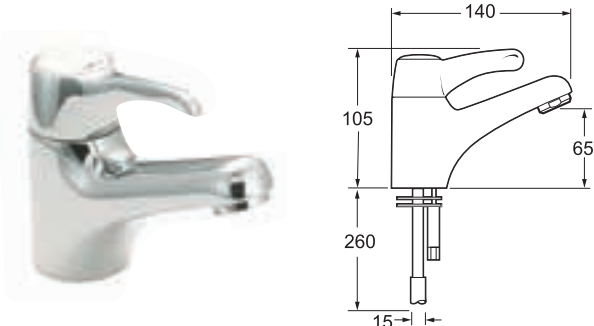


SHA02 Chrome

Unified Water Label 11.5 l/min

Ex.VAT £29.38 Inc.VAT £35.26

LEVER ACTION SEQUENTIAL CONTROL
SPRAY MONO MIXER



INLET CONNECTIONS:
15mm Copper
WORKING PRESSURE:
0.2 - 5.0 bar

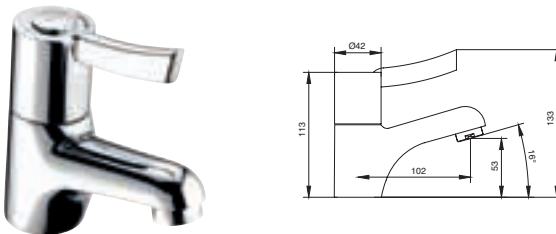
- Ceramic cartridge for smooth operation
- Includes spray feature to reduce water wastage
- Sold as a single mixer tap
- Operates under unequal pressure
- Product includes copper and flexi tails



SOL002B Chrome

Ex.VAT £214.38 Inc.VAT £257.26

LEVER ACTION SEQUENTIAL MONO BASIN
MIXER



INLET CONNECTIONS:
½" BSP
WORKING PRESSURE:
0.2 - 5.0 bar

- Ceramic cartridge for smooth operation
- Sold as a single mixer tap
- Operates under unequal pressure
- Also available with thermostatic 15mm blending valve - SOL004T



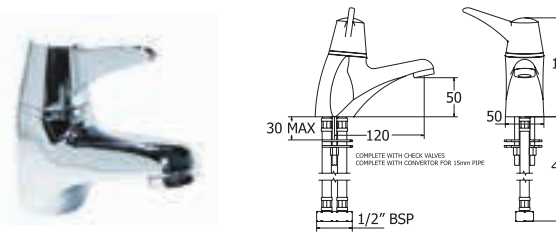
SOL004 Chrome

Ex.VAT £130.00 Inc.VAT £156.00

SOL004T Chrome

Ex.VAT £160.00 Inc.VAT £192.00

THERMOSTATIC SEQUENTIAL LEVER MONO
BASIN MIXER



INLET CONNECTIONS:
½" BSP
WORKING PRESSURE:
0.2 - 5.0 bar

- Sequential flow and temperature control for ease of use
- Prevents scalding by accurately controlling the water temperature

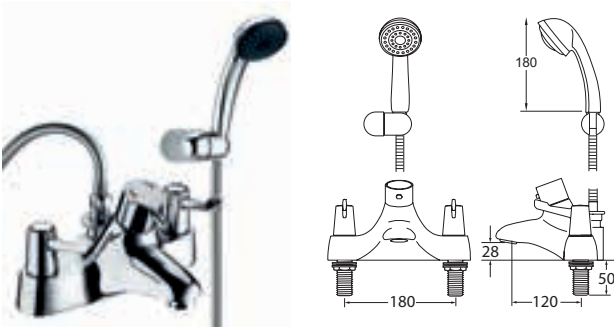


NSF

SOL003 Chrome

Ex.VAT £267.97 Inc.VAT £321.56

THERMOSTATIC BATH SHOWER MIXER



INLET CONNECTIONS:
¾" BSP
WORKING PRESSURE:
0.1 - 5.0 bar

- Approved as low pressure designation
- Thermostatic to the bath and the shower
- Prevents scalding by accurately controlling the water temperature
- Lever handle options for ease of use



DLT TSM 106 Chrome

Ex.VAT £740.75 Inc.VAT £888.90

DYNAMIC PILLAR MOUNTED THERMOSTATIC
BATH SHOWER MIXER



INLET CONNECTIONS:
¾" BSP
WORKING PRESSURE:
1.0 - 5.0 bar

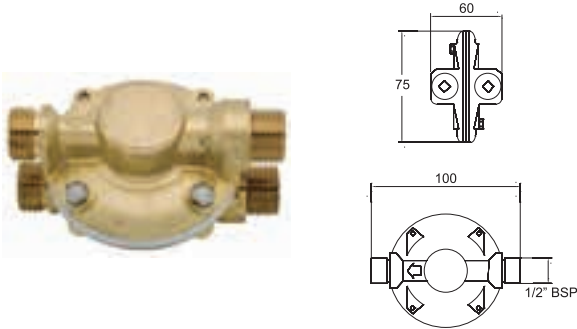
- Comes complete with single mode shower kit and wall bracket



DYN 106 Chrome

Ex.VAT £267.97 Inc.VAT £321.56

PRESSURE EQUALISING VALVE



INLET CONNECTIONS:
½" BSP
WORKING PRESSURE:
0.2 - 5.0 bar

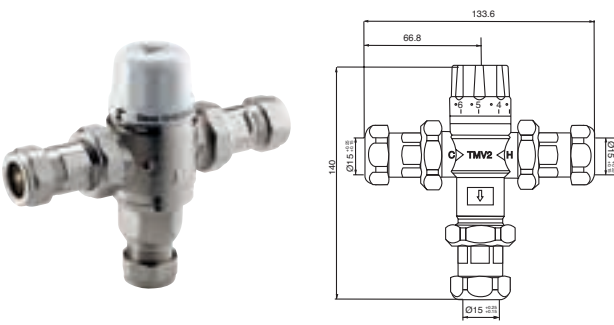
- The valve equalises the outlet pressure, by automatically adjusting the higher inlet pressure to level out the lower inlet pressure



PEV002 Brass

Ex.VAT £110.38 Inc.VAT £132.46

THERMOSTATIC 15MM BLENDING VALVE



VALVE:
Thermostatic
INLET CONNECTIONS:
15mm Copper
WORKING PRESSURE:
0.2 - 5.0 bar

- Prevents scalding by accurately controlling the water temperature
- Approved at high and low pressure designations
- For single outlet

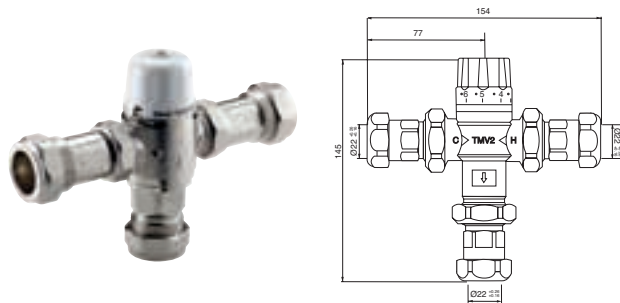


NSF

TBV008 Chrome

Ex.VAT £59.00 Inc.VAT £70.80

THERMOSTATIC 22MM BLENDING VALVE



VALVE:
Thermostatic
INLET CONNECTIONS:
22mm Compression
WORKING PRESSURE:
0.2 - 5.0 bar



TBV010 Chrome

Ex.VAT £75.00 Inc.VAT £90.00

- Prevents scalding by accurately controlling the water temperature
- Approved at high and low pressure designations
- For single outlet

OUR CUSTOMERS LOVE US!

99%
Recommended

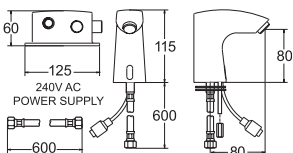
98%
QUALITY ASSURED

95%
EXCELLENT CUSTOMER SERVICE

CUSTOMER FEEDBACK IS IMPORTANT TO US

Our 2019 survey results showed that 99% of our customers would recommend Methven to a friend or colleague. Our NPS score is 39. Other national retailers in the industry average at 35. So we're delighted to be above average.

SENSOR 1/D



INLET CONNECTIONS:
½" BSP
WORKING PRESSURE:
0.5 - 5.0 bar

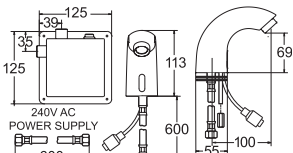


SENSOR1/D Chrome

Ex.VAT £301.78 Inc.VAT £362.14

- Suitable for cold or premixed water
- Moisture and water resistant control unit
- Choice of battery or mains power
- Battery operation requires 4 x AA batteries
- Recommended for use with a blending valve see page 153
- Compatible with Waterblade

SENSOR 2/D



INLET CONNECTIONS:
½" BSP
WORKING PRESSURE:
0.5 - 5.0 bar

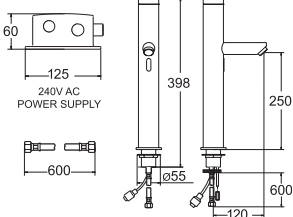


SENSOR2/D Chrome

Ex.VAT £368.78 Inc.VAT £442.54

- Suitable for cold or premixed water
- Moisture and water resistant control unit
- Choice of battery or mains power
- Battery operation requires 4 x AA batteries
- Recommended for use with a blending valve see page 153
- Compatible with Waterblade

SENSOR 3/D



INLET CONNECTIONS:
½" BSP
WORKING PRESSURE:
0.5 - 5.0 bar

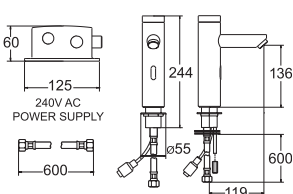


SENSOR3/D Chrome

Ex.VAT £368.78 Inc.VAT £442.54

- Suitable for cold or premixed water
- Moisture and water resistant control unit
- Choice of battery or mains power
- Battery operation requires 4 x AA batteries
- Recommended for use with a blending valve see page 153
- Compatible with Waterblade

SENSOR 4/D



INLET CONNECTIONS:
½" BSP
WORKING PRESSURE:
0.5 - 5.0 bar

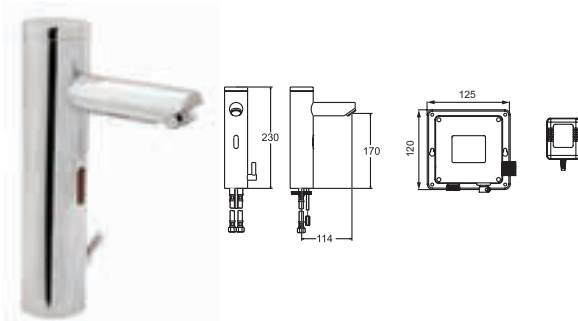


SENSOR4/D Chrome

Ex.VAT £301.78 Inc.VAT £362.14

- Suitable for cold or premixed water
- Moisture and water resistant control unit
- Choice of battery or mains power
- Battery operation requires 4 x AA batteries
- Recommended for use with a blending valve see page 153
- Compatible with Waterblade

SENSOR 6/BT



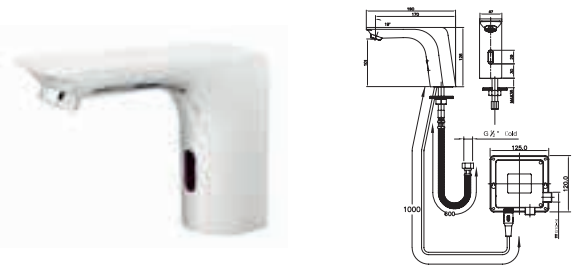
INLET CONNECTIONS:
½" BSP
WORKING PRESSURE:
0.5 - 5.0 bar

- Suitable for hot and cold water
- Moisture and water resistant control unit
- Battery operated, requires 4 x AA batteries
- Recommended for use with a blending valve see page 153
- Compatible with Waterblade



SENSOR6/BT Chrome Ex.VAT £301.78 Inc.VAT £362.14

SENSOR 7/D



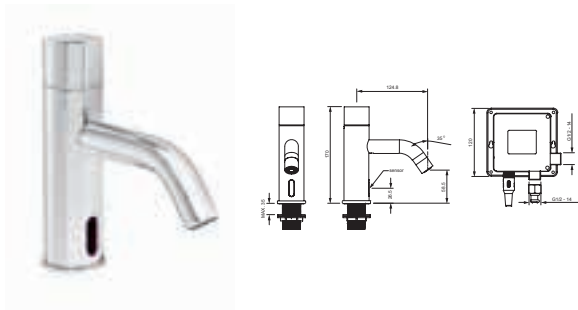
INLET CONNECTIONS:
½" BSP
WORKING PRESSURE:
0.5 - 5.0 bar

- Suitable for cold or premixed water
- Moisture and water resistant control unit
- Choice of battery or mains power
- Battery operation requires 4 x AA batteries
- Recommended for use with a blending valve see page 153
- Compatible with Waterblade



SENSOR7/D Chrome Ex.VAT £302.82 Inc.VAT £363.38

SENSOR 8/D




INLET CONNECTIONS:
½" BSP
WORKING PRESSURE:
0.5 - 5.0 bar

- Suitable for cold or premixed water
- Moisture and water resistant control unit
- Choice of battery or mains power
- Battery operation requires 4 x AA batteries
- Recommended for use with a blending valve see page 153



SENSOR8/D Chrome Ex.VAT £302.82 Inc.VAT £363.38

SENSOR 9/W



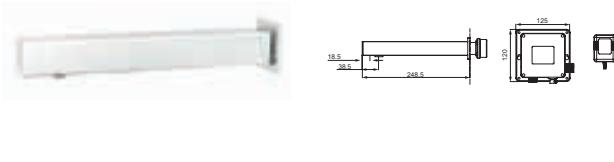
INLET CONNECTIONS:
½" BSP
WORKING PRESSURE:
0.5 - 5.0 bar

- Suitable for cold or premixed water
- Moisture and water resistant control unit
- Choice of battery or mains power
- Battery operation requires 4 x AA batteries
- Recommended for use with a blending valve see page 153



SENSOR9/W Chrome Ex.VAT £353.44 Inc.VAT £424.13

SENSOR 10/W



INLET CONNECTIONS:
½" BSP
WORKING PRESSURE:
0.5 - 5.0 bar

- Suitable for cold or premixed water
- Moisture and water resistant control unit
- Choice of battery or mains power
- Battery operation requires 4 x AA batteries
- Recommended for use with a blending valve see page 153



SENSOR10/W Chrome Ex.VAT £353.44 Inc.VAT £424.13

SENSOR 1/D SENSOR 3/D SENSOR 9/W SENSOR 10/W

((SENSOR))

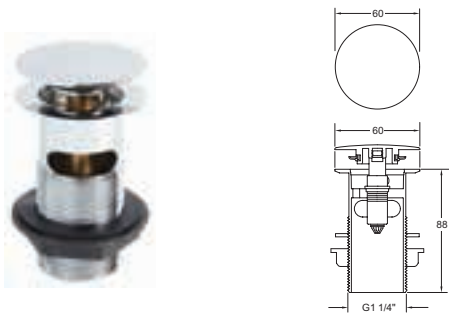
Waste less water
Save money on water bills
Easy & hygienic to use
Choice of deck and wall mounted designs
Choice of battery or mains power

WASTES & SPARES

WASTES

ROUND PRESS TOP SLOTTED WASTE


- Simply push to open & close
- Slotted waste for basins with a built in overflow



WST304 Chrome Ex.VAT £40.51 Inc.VAT £48.61

SQUARE PRESS TOP SLOTTED WASTE


- Simply push to open & close
- Slotted waste for basins with a built in overflow



WST318 Chrome Ex.VAT £45.58 Inc.VAT £54.70

FREE FLOW UNSLOTTED WASTE

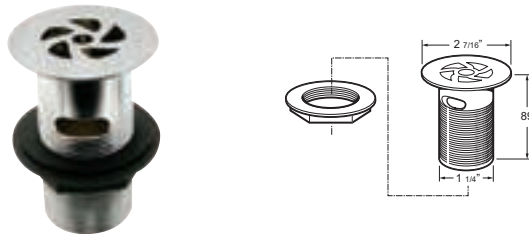
- Allows water to flow continuously reducing the risk of flooding
- For basins without an overflow



WST307 Chrome Ex.VAT £40.51 Inc.VAT £48.61

FREE FLOW 1 1/4" BASIN SLOTTED WASTE

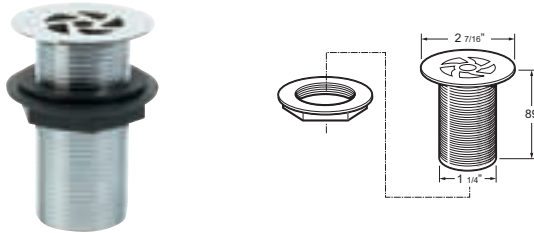
- Allows water to flow continuously reducing the risk of flooding
- Slotted waste for basins with a built in overflow



WSTGR114/S Chrome Ex.VAT £9.74 Inc.VAT £11.69

FREE FLOW 1 1/4" BASIN UNSLOTTED WASTE


- Allows water to flow continuously reducing the risk of flooding
- For basins without an overflow



WSTGR114/UNS Chrome Ex.VAT £10.32 Inc.VAT £12.38

1 1/4" BASIN FLIP TOP SLOTTED WASTE


- Slotted waste for basins with a built in overflow



FTW300/017 Chrome Ex.VAT £26.79 Inc.VAT £32.15

1 1/4" BASIN SLOTTED PRESS TOP WASTE

- Slotted waste for basins with a built in overflow
- Also available in Gold and Matte Black




PTW300/017 Chrome Ex.VAT £16.59 Inc.VAT £19.91

PTW300/501 Gold Ex.VAT £44.36 Inc.VAT £53.23

PTW300/MB Matte Black Ex.VAT £20.77 Inc.VAT £24.92

1 1/4" BASIN SLOTTED WASTE

- Complete With Poly Plug and Chain
- Slotted waste for basins with a built in overflow



DW300 Chrome Ex.VAT £6.39 Inc.VAT £7.67

WASTES & SPARES

WASTES

1 1/4" BASIN SLOTTED WASTE



- Complete With Brass Plug and Chain
- Slotted waste for basins with a built in overflow

DW300/017 Chrome	Ex.VAT £10.20 Inc.VAT £12.24
DW300/501 Gold	Ex.VAT £37.08 Inc.VAT £44.50

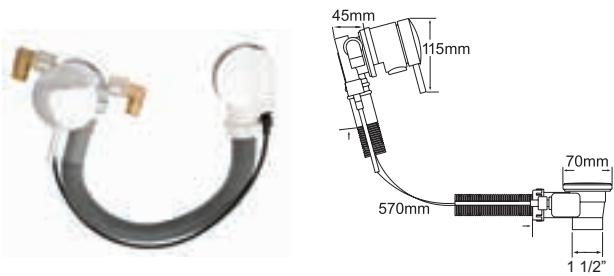
1 1/4" PLASTIC SLOTTED BASIN WASTE



- Complete With Brass Plug and Chain
- Slotted waste for basins with a built in overflow

WST20/017 Chrome	Ex.VAT £10.85 Inc.VAT £13.02
------------------	------------------------------

1 1/2" BATH FILL AND OVERFLOW WASTE



- Operated by overflow allowing hands free drainage
- Also available in Matte Black

PUW206 Chrome	Ex.VAT £120.59 Inc.VAT £144.71
PUW206BK Matte Black	Ex.VAT £151.66 Inc.VAT £181.99

1 1/2" BATH WASTE


- Pop up Waste



PUW200 Chrome	Ex.VAT £33.81 Inc.VAT £40.57
PUW200/501 Gold	Ex.VAT £61.58 Inc.VAT £73.90

1 1/2" BATH PRESS TOP WASTE

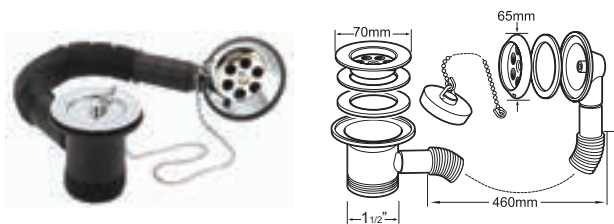
- Complete with overflow assembly and press top waste



PTW404/017 Chrome	Ex.VAT £31.91 Inc.VAT £38.29
-------------------	------------------------------

1 1/2" BATH TIDY WASTE

- Complete with overflow assembly and metal plug



BTW404/017 Chrome	Ex.VAT £21.69 Inc.VAT £26.03
-------------------	------------------------------

1 1/2" BATH WASTE - PLASTIC BODY

- Complete with overflow assembly and poly plug



FOV414 Chrome	Ex.VAT £7.02 Inc.VAT £8.42
---------------	----------------------------

1 1/2" BATH WASTE

- Complete with overflow assembly and brass plug



WST27/BATH Chrome	Ex.VAT £14.67 Inc.VAT £17.60
-------------------	------------------------------

WASTES & SPARES

WASTES

1 1/2" BATH WASTE - BRASS BODY

- Complete with overflow assembly and brass plug



DW404/017 Chrome	Ex.VAT £17.23 Inc.VAT £20.68
DW404/501 Gold	Ex.VAT £44.37 Inc.VAT £53.24

1 1/4" BASIN, 1 1/2" BATH WASTE SET

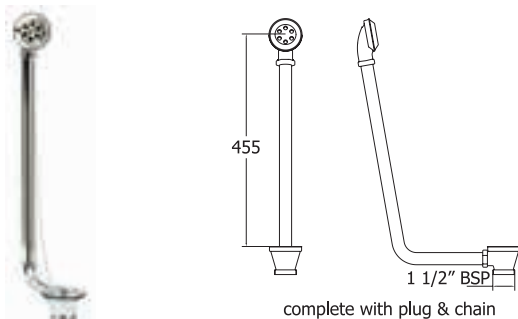
- 1 1/4" Basin Waste
- 1 1/2" Plastic Bath Waste And Overflow



WST27/017 Chrome	Ex.VAT £17.23 Inc.VAT £20.68
WST27/501 Gold	Ex.VAT £44.37 Inc.VAT £53.24

1 1/2" BATH CHROME PLATED EXPOSED WASTE AND OVERFLOW

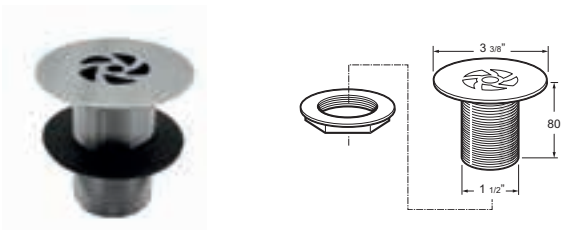
- Chrome plated overflow tube
- Chain and plug



EBW404/017 Chrome	Ex.VAT £67.00 Inc.VAT £80.40
-------------------	------------------------------

1 1/2" GRATED WASTE

- Allows water to flow continuously reducing the risk of flooding



WSTGR112/UNS Chrome	Ex.VAT £14.90 Inc.VAT £17.88
---------------------	------------------------------

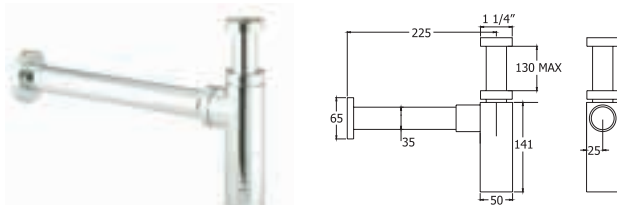
1 3/4" SINK WASTE WITH OVERFLOW

- Complete With Poly Plug and Chain



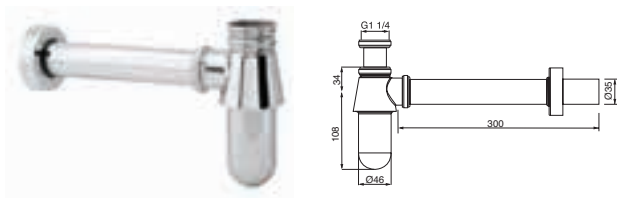
FOV412 Chrome	Ex.VAT £7.65 Inc.VAT £9.18
---------------	----------------------------

1 1/4" BOTTLE TRAP WITH WALL EXTENSION



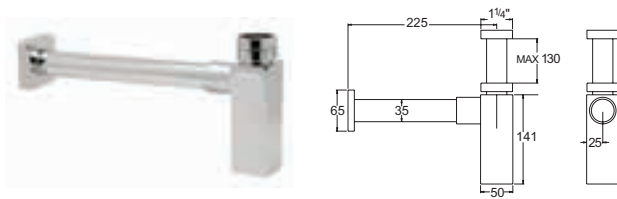
VSN625 Chrome	Ex.VAT £54.08 Inc.VAT £64.90
VSN625BK Matte Black	Ex.VAT £88.19 Inc.VAT £105.83

1 1/4" BOTTLE TRAP WITH WALL EXTENSION



TCP625 Chrome	Ex.VAT £40.20 Inc.VAT £48.24
TCP625/501 Gold	Ex.VAT £68.19 Inc.VAT £81.83

SQUARE BOTTLE TRAP WITH WALL EXTENSION

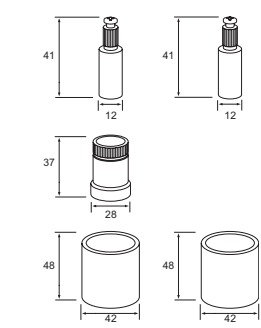


TCP626 Chrome	Ex.VAT £64.90 Inc.VAT £77.88
---------------	------------------------------

WASTES & SPARES

SHOWER SPARES

CONCEALED SHOWER SPINDLE EXTENSION

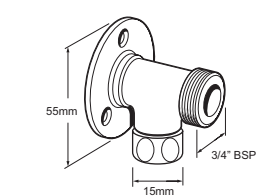


INLET CONNECTIONS:
1/2" BSP
WORKING PRESSURE:
0.35 - 5.0 bar

- To suit Methven concealed 1V & 2VDIV showers
- Allows additional 30mm mounting depth

XTSPIND Chrome	Ex.VAT £91.72 Inc.VAT £110.06
XTSPINDA Chrome to suit ABS plate	Ex.VAT £91.72 Inc.VAT £110.06
XTSPINDBK Matte Black	Ex.VAT £104.00 Inc.VAT £124.80

EXPOSED ELBOWS FOR BAR SHOWERS

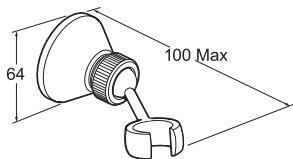


INLET CONNECTIONS:
15mm Compression

- Sold in pairs

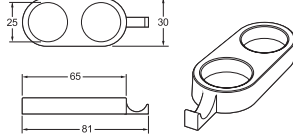
SPE04 Chrome	Ex.VAT £40.84 Inc.VAT £49.01
--------------	------------------------------

WALL BRACKET - CHROME



SPE06 Chrome	Ex.VAT £19.78 Inc.VAT £23.74
--------------	------------------------------

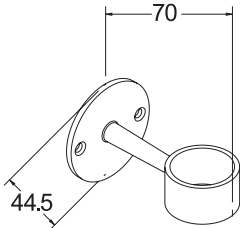
HOSE RETAINER



SPE08 Chrome	Ex.VAT £4.47 Inc.VAT £5.36
--------------	----------------------------

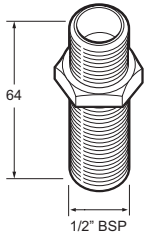
HOSE RETAINER WALL MOUNTED

- Brass construction



SPE09 Chrome	Ex.VAT £12.12 Inc.VAT £14.54
--------------	------------------------------

BRASS STRAIGHT NIPPLE AND BACK NUT 1/2"



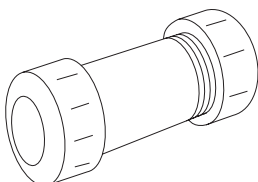
INLET CONNECTIONS:
1/2" BSP

- Converts female 1/2" BSP to male 1/2" BSP

SPE13 Brass	Ex.VAT £8.93 Inc.VAT £10.72
-------------	-----------------------------

15MM BRASS NON RETURN VALVE

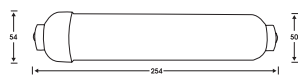
- Prevents water backflow



NRV15 Brass	Ex.VAT £4.47 Inc.VAT £5.36
-------------	----------------------------

STR3AM REPLACEMENT FILTER

- Carbon Polyphosphate Filter
- To Suit WFMS001



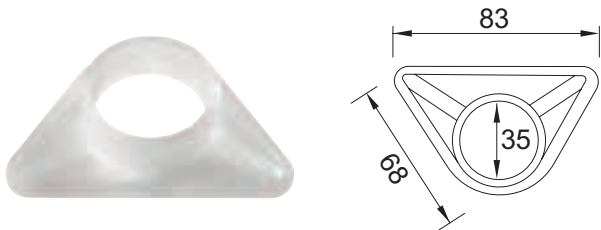
FILTER 001 White	Ex.VAT £26.17 Inc.VAT £31.40
------------------	------------------------------

WASTES & SPARES

TAP SPARES

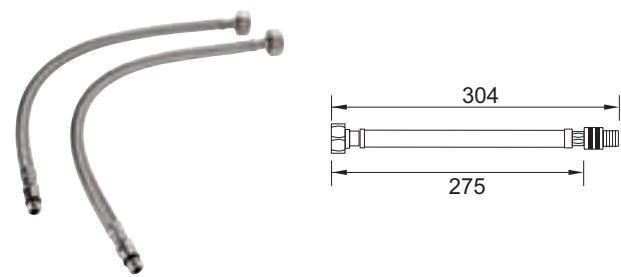
UNDER SINK MOUNTING TRIANGLE

- Provides a thicker mounting surface for tap fixing



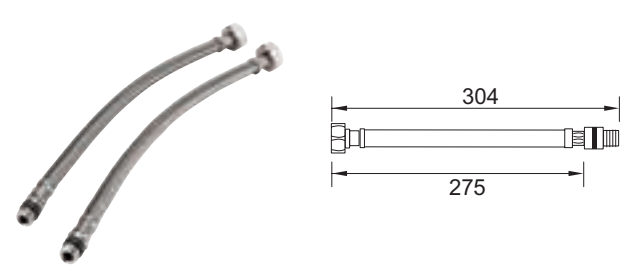
USMT Plastic Ex.VAT £5.73 Inc.VAT £6.88

10MM TO 1/2" BSP FLEXI TAILS



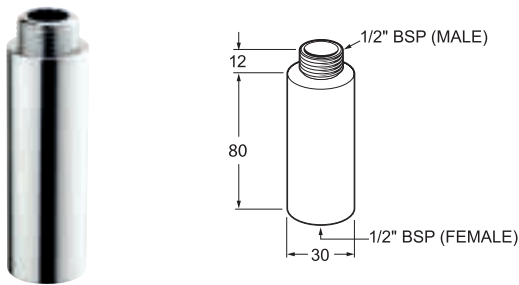
DSP FCH10 Chrome Ex.VAT £13.46 Inc.VAT £16.15

12MM TO 1/2" BSP FLEXI TAILS



DSP FCH12 Chrome Ex.VAT £13.46 Inc.VAT £16.15

80MM WALL EXTENSIONS



095 80MM Chrome Ex.VAT £40.20 Inc.VAT £48.24

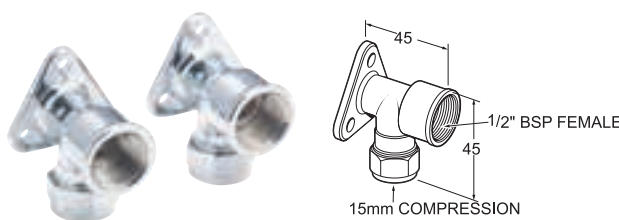
INLET CONNECTIONS:
1/2" BSP

- Sold in singles
- For use with bib taps

WALL EXTENSIONS

INLET CONNECTIONS:
15mm Compression

- Sold in pairs
- For use with bib taps



095 WALL EXT Chrome Ex.VAT £80.39 Inc.VAT £96.47

VALVE TO SUIT DLT RANGE 1/2"

- Sold in pairs - dispatched as 1 hot and 1 cold valve



CDV001 Brass Ex.VAT £23.61 Inc.VAT £28.33

VALVE TO SUIT DLT RANGE 3/4"

- Sold in pairs - dispatched as 1 hot and 1 cold valve



CDV200 Brass Ex.VAT £38.59 Inc.VAT £46.31

STANDARD VALVE 1/2"

- Sold in pairs - dispatched as 1 hot and 1 cold valve



V2 Brass Ex.VAT £10.20 Inc.VAT £12.24

WASTES & SPARES

WASTES & SPARES

TAP SPARES

CHROME PLATED HANDLE OPTION

- Sold in pairs



DCM179 Chrome Ex.VAT £8.30 Inc.VAT £9.96

PROFILE ACRYLIC TAP HEAD

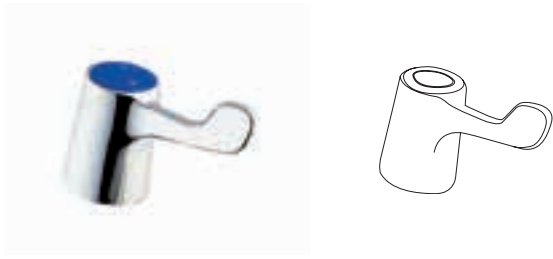
- Sold in pairs



DAC179 Acrylic Ex.VAT £6.39 Inc.VAT £7.67

CARE INDICE

- Suitable for use with DLT and DLV codes
- Full colour indices and raised H and C lettering
- Ideal for the care market and for users with impaired vision
- Sold in pairs



SP01/CARE DLT Ex.VAT £2.53 Inc.VAT £3.04

LEVER ACTION 3" LEVER HANDLE OPTION

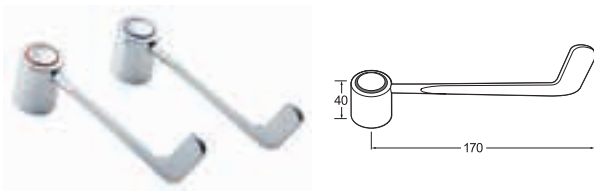
- Sold in pairs



DLV001 Chrome Ex.VAT £19.55 Inc.VAT £23.46

LEVER ACTION 6" LEVER HANDLE OPTION

- Included with products showing DLV codes
- Sold in pairs

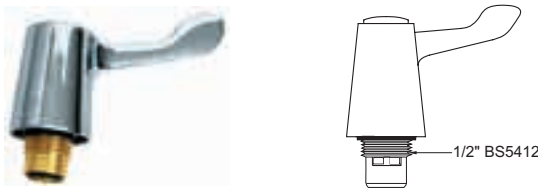


DLV002 Ex.VAT £38.94 Inc.VAT £46.73

LEVER ACTION 3" CONVERSION KIT

INLET CONNECTIONS:
1/2" BSP
WORKING PRESSURE:
0.2 - 5.0 bar

- Sold in pairs
- Suitable to replace BS5412 basin, sink and bath taps

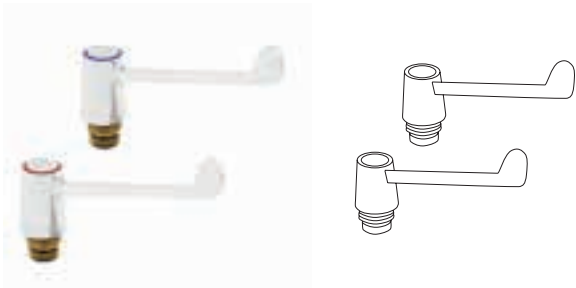


DLTKIT Chrome Ex.VAT £45.36 Inc.VAT £54.43

LEVER ACTION 6" CONVERSION KIT

INLET CONNECTIONS:
1/2" BSP
WORKING PRESSURE:
0.2 - 5.0 bar

- Sold in pairs
- Suitable to replace BS5412 basin, sink and bath taps



DLVKIT Chrome Ex.VAT £43.65 Inc.VAT £52.38

PERIOD STYLE CONVERSION KIT

WORKING PRESSURE:
0.1 - 5.0 bar

- Sold in pairs
- Suitable to replace BS5412 basin, sink and bath taps



VIC CONV.KIT Chrome Ex.VAT £35.10 Inc.VAT £42.12

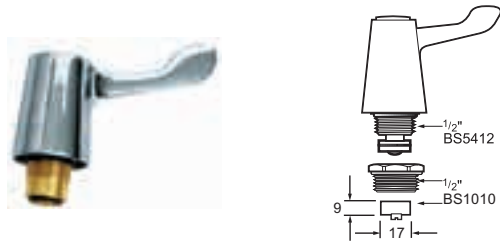
VIC CONV.KIT/501 Gold Ex.VAT £62.91 Inc.VAT £75.49



WASTES & SPARES

TAP SPARES

3" LEVER CONVERSION KIT



WORKING PRESSURE:
0.1 - 5.0 bar

- Sold in pairs
- Suitable to replace BS5412 basin, sink and bath taps



DFVKIT Chrome

Ex.VAT £44.67 Inc.VAT £53.60

VALVE CONVERSION KIT FOR X-TOP RANGE



INLET CONNECTIONS:
1/2" BSP
WORKING PRESSURE:
0.1 - 5.0 bar

- Sold in pairs



DXTKIT Chrome

Ex.VAT £44.35 Inc.VAT £53.22

REPLACEMENT KIT TO SUIT NCT001 BASIN TAPS



INLET CONNECTIONS:
1/2" BSP
WORKING PRESSURE:
0.1 - 5.0 bar

- To suit NCT001 & CORM03



NCTKIT Chrome

Ex.VAT £34.12 Inc.VAT £40.94

DCM179(PR) + V2(PR)



INLET CONNECTIONS:
1/2" BSP
WORKING PRESSURE:
0.1 - 5.0 bar

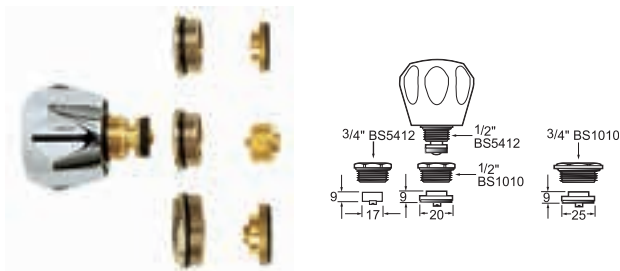
- Sold in pairs



DCMK001 Chrome

Ex.VAT £14.00 Inc.VAT £16.80

UNIVERSAL CONVERSION KIT



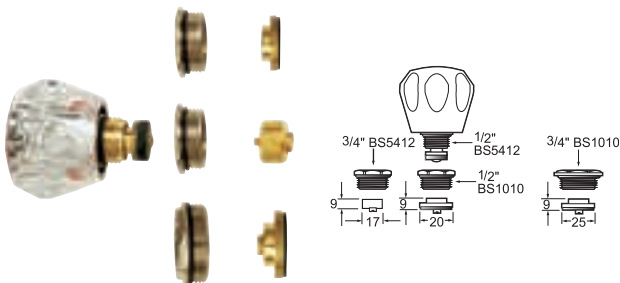
WORKING PRESSURE:
0.1 - 5.0 bar

- Sold in pairs
- Suitable to replace BS5412 basin, sink and bath taps
- BS1010

MCK001 Chrome

Ex.VAT £22.96 Inc.VAT £27.55

UNIVERSAL CONVERSION KIT - ACRYLIC HANDLE



WORKING PRESSURE:
0.1 - 5.0 bar

- Sold in pairs
- Suitable to replace BS5412 basin, sink and bath taps
- BS1010

ACK001 Acrylic

Ex.VAT £22.34 Inc.VAT £26.81

INDEX OF PRODUCTS

Code	Description	Ex.VAT	Inc.VAT	Page
095 80MM	80mm Wall Extensions - Chrome	£40.20	£48.24	168
095 WALL EXT	Wall Extensions - Chrome	£80.39	£96.47	169
095X	Cross Handle Bib Taps - Chrome	£31.91	£38.29	150
181X	Cross Handle Basin Taps - Chrome	£31.91	£38.29	132
182X	Cross Handle Bath Taps - Chrome	£33.81	£40.57	132
183X	Cross Handle Sink Taps - Chrome	£35.10	£42.12	148
186X	Cross Handle Deck Mounted Bath Shower Mixer - Chrome	£127.61	£153.13	132
187X	Cross Handle Deck Mounted Sink Mixer - Chrome	£60.61	£72.73	147
ACK001	Universal Conversion Kit - Acrylic Handle	£22.34	£26.81	173
ADORE101	Adore Basin Taps - Chrome	£55.63	£66.76	118
ADORE101/501	Adore Basin Taps - Gold	£88.28	£105.94	118
ADORE102	Adore Bath Taps - Chrome	£69.51	£83.41	119
ADORE102/501	Adore Bath Taps - Gold	£96.01	£115.21	119
ADORE106	Adore Deck Mounted Bath Shower Mixer - Chrome	£132.42	£158.90	119
ADORE106/501	Adore Deck Mounted Bath Shower Mixer - Gold	£198.64	£238.37	119
ADORE108	Adore Deck Mounted Bath Filler - Chrome	£111.23	£133.48	119
ADORE108/501	Adore Deck Mounted Bath Filler - Gold	£164.20	£197.04	119
ADORE113	Adore Mono Basin Mixer - Chrome	£76.80	£92.16	118
ADORE113/501	Adore Mono Basin Mixer - Gold	£116.52	£139.82	118
ADORE113/EK	Adore Mono Basin Mixer - Chrome	£76.80	£92.16	118
ADORE171	Adore Mono Sink Mixer - Chrome	£104.61	£125.53	138
ADORE171/EK	Adore Mono Sink Mixer - Chrome	£104.61	£125.53	138
ADORE171F	Adore Mono Sink Mixer - Chrome	£104.61	£125.53	138
ADORE313	Adore Mini Mono Basin Mixer - Chrome	£55.63	£66.76	118
ADORE313C	Adore Mini Mono Basin Mixer - Chrome	£67.36	£80.83	118
AIR1HSCPWHUK	Airstream Handset - Chrome & White	£38.21	£45.85	25
AMBBK	Amio Basin Mixer - Matte Black	£124.80	£149.76	19
AMBCPUK	Amio Basin Mixer - Chrome	£91.00	£109.20	68
AMBFBK	Amio Bath Filler - Matte Black	£187.20	£224.64	19
AMBFCPUK	Amio Deck Mounted Bath Filler - Chrome	£138.66	£166.39	68
AMBMBK	Amio Mini Basin Mixer - Matte Black	£98.28	£117.94	19
AMBMCPUK	Amio Mini Basin Mixer - Chrome	£72.80	£87.36	68
AMBSMBK	Satinjet Amio Bath Shower Mixer - Matte Black	£239.20	£287.04	20
AMBSMCPUK	Amio Deck Mounted Bath Shower Mixer - Chrome & Graphite	£176.80	£212.16	69
AMTBK	Amio Tall Basin Mixer - Matte Black	£168.48	£202.18	19
AMTBCPUK	Amio Tall Basin Mixer - Chrome	£130.00	£156.00	68
AOBCPUK	Aio Basin Mixer - Chrome	£187.37	£224.84	59
AOBFCPUK	Aio Bath Filler - Chrome	£253.18	£303.82	59
AOBMCPUK	Aio Mini Basin Mixer - Chrome	£162.03	£194.44	59
AOBSMCPUK	Aio Bath Shower Mixer - Chrome & Graphite	£302.82	£363.38	59
AOCTSCPUK	Aurajet Aio Cool To Touch Bar Mixer Shower Kit - Chrome	£302.82	£363.38	30
AOCTSEFCP	Aurajet Aio Cool To Touch Bar Mixer With Easy Fit Shower Kit - Chrome	£300.98	£361.18	30
AOHSCPUK	Aurajet Aio Handset - Chrome	£90.12	£108.14	22
AOKCTSDEF	Aurajet Aio Cool To Touch Bar Shower With Diverter - Chrome	£364.58	£437.50	29

Code	Description	Ex.VAT	Inc.VAT	Page
AOOSCPUK	Aurajet Aio Overhead Shower - Chrome	£252.18	£302.62	27
AOSRCPUK	Aurajet Aio Rail Shower - Chrome	£201.53	£241.84	28
AOSSCPUK	Aurajet Aio Shower System - Chrome	£606.63	£727.96	27
AOWOBCPUK	Aurajet Aio Hand Shower - Chrome	£172.17	£206.60	28
ARMC03	Round Ceiling Shower Arm 20cm - Chrome	£40.84	£49.01	92
ARMC04	Square Ceiling Shower Arm 20cm - Chrome	£47.22	£56.66	92
ARMW01	Brass Shower Arm - Chrome	£24.88	£29.86	92
ARMW01/G	Brass Shower Arm - Gold	£52.30	£62.76	92
ARMW02	Round Shower Arm - Chrome	£28.70	£34.44	92
ARMW05	Square Shower Arm - Chrome	£54.24	£65.09	93
AVSH001	Anti-Vandal Shower Head - Chrome	£80.39	£96.47	153
AVSH002	Anti-Vandal Shower System - Chrome	£170.65	£204.78	153
BRBBKUK	Breeze Basin Mixer - Matte Black	£169.47	£203.36	18
BRBCPUK	Breeze Basin Mixer - Chrome	£130.64	£156.77	64
BRBFCPUK	Breeze Bath Filler - Chrome	£191.41	£229.69	64
BRBSMCPUK	Breeze Bath Shower Mixer - Chrome & Graphite	£221.79	£266.15	65
BRBWBK	Breeze Basin Mixer - Matte Black with press top waste	£201.66	£241.99	18
BRWMBBK	Breeze Wall Mounted Basin Mixer - Matte Black	£228.80	£274.56	18
BRWMBCP	Breeze Wall Mounted Basin Mixer - Chrome	£171.60	£205.92	64
BTN104	Brixton Mono Sink Mixer - Chrome	£174.23	£209.08	139
BTW404/017	1½" Bath Tidy Waste - Chrome	£21.69	£26.03	163
CDN104	Camden Mono Sink Mixer - Chrome	£150.00	£180.00	137
CDV001	Valve To Suit DLT Range ½" - Brass	£23.61	£28.33	169
CDV200	Valve To Suit DLT Range ¾" - Brass	£38.59	£46.31	169
CMS191	Profile Contract Mono Sink Mixer - Chrome	£70.82	£84.98	142
CMS191/002	Profile Contract Mono Sink Mixer - Mocha	£93.80	£112.56	142
CNTL01	Lever Action Basin Taps - Chrome	£42.11	£50.53	131
CNTL02	Lever Action Bath Taps - Chrome	£48.48	£58.18	131
CNTL03	Lever Action Contract Sink Pillar Taps - Chrome	£48.48	£58.18	148
COMBMEF	Combi Bar Shower With Multi Mode Kit - Chrome	£181.83	£218.20	77
COMBS	Combi Bar Shower With Single Mode Kit - Chrome	£120.53	£144.64	77
CONV130	Converse Mono Sink Mixer - Chrome	£127.61	£153.13	141
CORM03	Non Concussive Self Closing Pillar Basin Tap - Chrome	£33.81	£40.57	152
CR19	Coronation Basin Taps - Chrome	£80.39	£96.47	122
CR19/501	Coronation Basin Taps - Gold	£109.91	£131.89	122
CR20	Coronation Bath Taps - Chrome	£100.82	£120.98	122
CR20/501	Coronation Bath Taps - Gold	£131.10	£157.32	122
CR23	Coronation Pillar Mounted Bath Shower Mixer - Chrome	£334.96	£401.95	122
CR23/501	Coronation Pillar Mounted Bath Shower Mixer - Gold	£413.81	£496.57	122
CR24	Coronation Mono Basin Mixer With Pop Up Waste - Chrome	£167.80	£201.36	122
CR24/501	Coronation Mono Basin Mixer With Pop Up Waste - Gold	£213.87	£256.64	122
CR27A	Coronation High Neck Sink Taps - Chrome	£92.51	£111.01	148
CR305	Coronation Bridge Sink Mixer - Chrome	£222.66	£267.19	144
CR305/501	Coronation Bridge Sink Mixer - Gold	£270.80	£324.96	144

INDEX OF PRODUCTS

Code	Description	Ex.VAT	Inc.VAT	Page
CTBV01	Square Cool to Touch Bar Valve - Chrome	£145.60	£174.72	48
CTBV02	Cool to Touch Bar Valve - Chrome	£120.38	£144.46	49
CTBV03	Cool to Touch Bar Valve - Chrome	£107.08	£128.50	49
DAC179	Profile Acrylic Tap Head - Acrylic	£6.39	£7.67	170
DCM SPEC101	Profile Basin Taps - Chrome	£27.44	£32.93	134
DCM SPEC102	Profile Bath Taps - Chrome	£29.36	£35.23	130
DCM SPEC103	Profile Sink Taps - Chrome	£34.44	£41.33	149
DCM SPEC105	Profile Deck Mounted Sink Mixer - Chrome	£63.80	£76.56	147
DCM101	Profile Basin Taps - Chrome	£24.25	£29.10	134
DCM101/501	Profile Basin Taps - Gold	£51.65	£61.98	134
DCM102	Profile Bath Taps - Chrome	£26.17	£31.40	135
DCM102/501	Profile Bath Taps - Gold	£53.63	£64.36	135
DCM103	Profile Sink Taps - Chrome	£31.27	£37.52	149
DCM104	Profile Mono Sink Mixer - Chrome	£70.82	£84.98	143
DCM105	Profile Deck Mounted Sink Mixer - Chrome	£60.61	£72.73	147
DCM106	Profile Deck Mounted Bath Shower Mixer - Chrome	£98.25	£117.90	135
DCM106/501	Profile Deck Mounted Bath Shower Mixer - Gold	£168.18	£201.82	135
DCM108	Profile Deck Mounted Bath Filler - Chrome	£77.83	£93.40	135
DCM108/501	Profile Deck Mounted Bath Filler - Gold	£133.74	£160.49	135
DCM113	Profile Mono Basin Mixer With Pop Up Waste - Chrome	£65.72	£78.86	134
DCM113/501	Profile Mono Basin Mixer With Pop Up Waste - Gold	£107.92	£129.50	134
DCM113B	Profile Mono Basin Mixer - Chrome	£60.61	£72.73	134
DCM172	Profile Deck Mounted Sink Mixer - Chrome	£91.88	£110.26	147
DCM179	Chrome Plated Handle Option - Chrome	£8.30	£9.96	170
DCMK001	DCM179(PR) + V2(PR) - Chrome	£14.00	£16.80	172
DCP124/004	Profile Mono Sink Mixer - Beige	£93.80	£112.56	143
DCP124/005	Profile Mono Sink Mixer - White	£93.80	£112.56	143
DCTSDEF	Dynamic Cool to Touch Bar Shower with Diverter - Chrome	£353.44	£424.13	74
DFV095	Lever Action 3" Bib Taps - Chrome	£67.00	£80.40	149
DFVKIT	3" Lever Conversion Kit - Chrome	£44.67	£53.60	172
DLT SPEC101	Lever Action Basin Taps - Chrome	£41.46	£49.75	130
DLT SPEC102	Lever Action Bath Taps - Chrome	£45.30	£54.36	131
DLT SPEC103	Lever Action Sink Taps - Chrome	£45.30	£54.36	149
DLT SPEC105	Lever Action Deck Mounted Sink Mixer - Chrome	£82.31	£98.77	146
DLT SPEC106	Lever Action Deck Mounted Bath Shower Mixer - Chrome	£133.35	£160.02	130
DLT TSM 106	Thermostatic Bath Shower Mixer - Chrome	£740.75	£888.90	155
DLT095	Lever Action 3" Bib Taps - Chrome	£62.34	£74.81	149
DLT101	Lever Action Basin Taps - Chrome	£38.28	£45.94	130
DLT102	Lever Action Bath Taps - Chrome	£42.11	£50.53	130
DLT103	Lever Action Sink Taps - Chrome	£42.11	£50.53	149
DLT104	Lever Action Mono Sink Mixer - Chrome	£105.91	£127.09	142
DLT105	Lever Action Deck Mounted Sink Mixer - Chrome	£79.12	£94.94	146
DLT106	Lever Action Deck Mounted Bath Shower Mixer - Chrome	£130.16	£156.19	130
DLT108	Lever Action Deck mounted Bath Filler - Chrome	£107.18	£128.62	131

Code	Description	Ex.VAT	Inc.VAT	Page
DLT113	Lever Action Mono Basin Mixer With Pop Up Waste - Chrome	£92.51	£111.01	130
DLT172	Lever Action Deck Mounted Sink Mixer - Chrome	£126.11	£151.33	147
DLT305B	Lever Action 3" Lever Bridge Sink Mixer - With Adjustable Centres - Chrome	£151.86	£182.23	144
DLTKIT	Lever Action 3" Conversion Kit - Chrome	£45.36	£54.43	171
DLV001	Lever Action 3" Lever handle option - Chrome	£19.55	£23.46	170
DLV002	Lever Action 6" Lever handle option -	£38.94	£46.73	171
DLV095	Lever Action 6" Bib Taps - Chrome	£54.06	£64.87	150
DLV101	Lever Action Basin Taps - Chrome 6" Lever	£78.48	£94.18	130
DLV102	Lever Action Bath Taps - Chrome 6" Lever	£82.31	£98.77	130
DLV103	Lever Action Sink Taps - Chrome 6" Levers	£82.31	£98.77	149
DLV105	Lever Action Deck Mounted Sink Mixer - Chrome 6" Levers	£120.59	£144.71	146
DLV305B	Lever Action 6" Lever Bridge Sink Mixer With Adjustable Centres - Chrome	£200.98	£241.18	144
DLV305WM	Lever Wall Mounted Bridge Sink Mixer 6" Levers - Chrome	£208.00	£249.60	145
DLVKIT	Lever Action 6" Conversion Kit - Chrome	£43.65	£52.38	171
DSP FCH10	10mm to ½ BSP Flexi Tails - Chrome	£13.46	£16.15	168
DSP FCH12	12mm to ½ BSP Flexi Tails - Chrome	£13.46	£16.15	168
DW300	1¼" Basin Slotted Waste - Chrome	£6.39	£7.67	161
DW300/017	1¼" Basin Slotted Waste - Chrome	£10.20	£12.24	162
DW300/501	1¼" Basin Slotted Waste - Gold	£37.08	£44.50	162
DW404/017	1½" Bath Waste - Brass Body - Chrome	£17.23	£20.68	164
DW404/501	1½" Bath Waste - Brass Body - Gold	£44.37	£53.24	164
DXTKIT	Valve Conversion Kit for X-Top Range - Chrome	£44.35	£53.22	172
DYN 106	Dynamic Pillar Mounted Thermostatic Bath Shower Mixer - Chrome	£267.97	£321.56	155
EBW404/017	1½" Bath Chrome Plated Exposed Waste And Overflow - Chrome	£67.00	£80.40	164
EDGE118	Edge Mono Sink Mixer - Chrome	£227.77	£273.32	136
EFSR007	Easy Fit Shower Rail - Chrome	£57.20	£68.64	51
EKIT01/A	Airstream 3 Mode Easy Fit Shower Kit - Chrome & White	£88.71	£106.45	50
EKIT03/A	Airstream 3 Mode Easy Fit Shower Kit - Chrome	£79.15	£94.98	51
EKIT04/M	Satinjet Maku Easy Fit Shower Kit - Chrome & Graphite	£94.10	£112.92	41
EKIT05/K	Satinjet Kiri Easy Fit Shower Kit - Chrome & Graphite	£97.34	£116.81	39
EKIT06/AIO	Aurajet Aio Easy Fit Shower Kit - Chrome	£149.26	£179.11	29
EKIT08/KH	Satinjet Kaha Easy Fit Shower Kit - Chrome	£130.00	£156.00	33
EKIT09/KR	Satinjet Kiri MK2 Easy Fit Shower Kit - Chrome	£99.66	£119.59	38
ELAN101	Elan Basin Taps - Chrome	£80.39	£96.47	106
ELAN102	Elan Bath Taps - Chrome	£93.80	£112.56	106
ELAN106/DM	Elan Deck Mounted Bath Shower Mixer - Chrome	£159.52	£191.42	107
ELAN108	Elan Deck Mounted Bath Filler - Chrome	£127.61	£153.13	107
ELAN113	Elan Mono Basin Mixer - Chrome	£114.20	£137.04	106
ELAN313	Elan Mini Mono Basin Mixer - Chrome	£95.08	£114.10	106
EPR104	Expression Mono Sink Mixer - Chrome	£208.00	£249.60	139
ETH104	Ethos Mono Sink Mixer - Chrome	£140.00	£168.00	137
ETH106	Ethos Deck Mounted Bath Shower Mixer - Chrome	£156.00	£187.20	114
ETH108	Ethos Deck Mounted Bath Filler - Chrome	£121.34	£145.61	114
ETH113	Ethos Mono Basin Mixer - Chrome	£86.66	£103.99	114



INDEX OF PRODUCTS

Code	Description	Ex.VAT	Inc.VAT	Page
ETH313	Ethos Mini Mono Basin Mixer - Chrome	£63.44	£76.13	114
FILTER 001	Str3Am Replacement Filter - White	£26.17	£31.40	167
FILTER 001	Str3Am Mono Water Filter - White	£26.17	£31.40	136
FOV412	1½" Sink Waste With Overflow - Chrome	£7.65	£9.18	165
FOV414	1½" Bath Waste - Plastic Body - Chrome	£7.02	£8.42	163
FR101-3	Flow Regulator for Basin Pillar Taps - 3 L/min	£5.11	£6.13	101
FR101-4	Flow Regulator for Basin Pillar Taps - 4 L/min	£5.11	£6.13	101
FR101-6	Flow Regulator for Basin Pillar Taps - 6 L/min	£5.11	£6.13	101
FR106-12	Flow Regulator for Bath Shower Mixers above 1.0 Bar	£8.29	£9.95	101
FR106-7	Flow Regulator for Bath Shower Mixers above 1.0 Bar	£8.29	£9.95	101
FR113-4	Flow Regulator for Mono Basin and Sink Mixers - 4 L/min	£5.11	£6.13	101
FR1135	Flow Regulator for Mono Basin and Sink Mixers - 5 L/min	£5.11	£6.13	101
FRAV 9	Flow regulator to fit a shower head – 9 lpm - Branded Pack	£3.19	£3.83	85
FTW300/017	1¼" Basin Flip Top Slotted Waste - Chrome	£26.79	£32.15	161
GASMCP	Gaston Sink Mixer - Chrome	£294.66	£353.59	70
GE01	Georgian Basin Taps - Chrome	£100.82	£120.98	120
GE01/501	Georgian Basin Taps - Gold	£131.10	£157.32	120
GE02	Georgian Bath Taps - Chrome	£120.59	£144.71	120
GE02/501	Georgian Bath Taps - Gold	£151.62	£181.94	120
GE03	Georgian Pillar Mounted Bath Shower Mixer - Chrome	£442.15	£530.58	120
GE03/501	Georgian Pillar Mounted Bath Shower Mixer - Gold	£525.04	£630.05	120
GE0305	Georgian Bridge Sink Mixer - Chrome	£221.41	£265.69	144
GE04	Georgian Mono Basin Mixer With Pop Up Waste - Chrome	£200.98	£241.18	120
GE04/501	Georgian Mono Basin Mixer With Pop Up Waste - Gold	£248.29	£297.95	120
GE08	Georgian Pillar Mounted Bath Filler - Chrome	£308.17	£369.80	121
GE08/501	Georgian Pillar Mounted Bath Filler - Gold	£372.77	£447.32	121
GEOCCONT05	Georgian Concentric Shower With Single Mode Kit - Chrome	£510.42	£612.50	81
GEOCR	Georgian Traditional Exposed Concentric Shower With Rigid Riser & Rose - Chrome	£548.06	£657.67	81
GLSMCP	Glide Sink Mixer - Chrome	£172.46	£206.95	71
HANM04	5 Mode Handset - Chrome	£27.44	£32.93	89
HANM09	3 Mode Handset 100mm - Chrome	£26.57	£31.88	89
HANM09BK	Airstream 3 Mode Handset - Matte Black	£52.00	£62.40	15
HANS03	Traditional Single Mode Handset - Chrome	£36.36	£43.63	89
HANS03/G	Traditional Single Mode Handset - Gold	£64.23	£77.08	89
HEAH01	2" (50mm) Brass Shower Head With Swivel Joint - Chrome	£21.05	£25.26	87
HEAH02	5" (125mm) Traditional Shower Head With Swivel Joint - Chrome	£53.18	£63.82	88
HEAH02/G	5" (125mm) Traditional Shower Head With Swivel Joint - Gold	£82.76	£99.31	88
HEAH05	8.6" (220mm) Round Fixed Head With Swivel Joint - Chrome	£42.54	£51.05	88
HEAH06	Krome 8" (200mm) Fixed Head With Swivel Joint - Chrome	£47.85	£57.42	88
HEAH07	8" (200mm) Fixed Head With Swivel Joint - Chrome	£58.47	£70.16	88
HOS1.5CPS01	Standard Bore Hoses - Chrome (1.5m)	£12.76	£15.31	94
HOS1.5CPS01/G	Standard Bore Hoses - Gold (1.5m)	£38.64	£46.37	94
HOS1.5CPW04	Large Bore Hoses - Chrome (1.5m)	£20.43	£24.52	95

Code	Description	Ex.VAT	Inc.VAT	Page
HOS1.5CP-W04/G	Large Bore Hoses - Gold (1.5m)	£44.14	£52.97	95
HOS1.5PVS07	Smooth Shower Hose 1.5m - Chrome 1.5 metre	£27.44	£32.93	53
HOS1.5PVS07	Smooth Shower Hose 1.5m - Chrome	£27.44	£32.93	94
HOS1.75CPS02	Standard Bore Hoses - Chrome (1.75m)	£21.69	£26.03	94
HOS2.0CPS03	Standard Bore Hoses - Chrome (2m)	£24.25	£29.10	94
HOS2.0CPW06	Large Bore Hoses - Chrome (2m)	£25.52	£30.62	95
HOSE2.0	Smooth Shower Hose 1.5m - Chrome (2 metre)	£31.91	£38.29	53
HSR 2	Flow regulator for shower hose – 2 lpm	£3.19	£3.83	85
HSR 3	Flow regulator for shower hose – 3 lpm	£3.19	£3.83	85
HSR 4	Flow regulator for shower hose – 4 lpm	£3.19	£3.83	85
HSR 6	Flow regulator for shower hose – 6 lpm	£3.19	£3.83	85
HSR 8	Flow regulator for shower hose – 8 lpm	£3.19	£3.83	85
HSR 9	Flow regulator for shower hose – 9 lpm	£3.19	£3.83	85
IND104	Indi Mono Sink Mixer - Chrome	£160.00	£192.00	137
INS101	Insignia Basin Taps - Chrome	£80.39	£96.47	110
INS102	Insignia Bath Taps - Chrome	£93.80	£112.56	111
INS106	Insignia Deck Mounted Bath Shower Mixer - Chrome	£167.80	£201.36	111
INS108	Insignia Deck Mounted Bath Filler - Chrome	£147.38	£176.86	111
INS113	Insignia Mono Basin Mixer - Chrome	£107.18	£128.62	110
INS120	Insignia Mono Basin Mixer - Chrome	£107.18	£128.62	110
INS313	Insignia Mini Mono Basin Mixer - Chrome	£76.56	£91.87	110
K1MSK	Kiri Shower Kit - Chrome & Graphite	£84.36	£101.23	39
KAHA 113	Kaha Basin Mixer With Swivel Base - Chrome	£177.22	£212.66	60
KAHA 1V	Kaha Concealed Mixer Valve (Single Outlet) - Chrome (Brass)	£302.82	£363.38	44
KAHA 1VA	Kaha Concealed Mixer Valve (Single Outlet) - Chrome (ABS plate)	£255.04	£306.05	44
KAHA 1VBK	Kaha Concealed Mixer Valve (Single Outlet) - Matte Black	£379.07	£454.88	16
KAHA 2VDIV	Kaha Concealed Mixer Valve (2 outlets) - Chrome (Brass)	£353.44	£424.13	44
KAHA 2VDIVA	Kaha Concealed Mixer Valve (2 outlets) - Chrome (ABS plate)	£305.67	£366.80	44
KAHA 2VDIVBK	Kaha Concealed Mixer Valve (2 outlets) - Matte Black	£442.45	£530.94	16
KAHA 3VDIV	Kaha Concealed Mixer Valve (3 Outlets) - Chrome (Brass)	£454.73	£545.68	45
KAHA 3VDIVBK	Kaha Concealed Mixer Valve (3 Outlets) - Matte Black	£551.20	£661.44	17
KAHA 3VDIVBK	Kaha Concealed Mixer Valve (3 Outlets) - Matte Black	£551.20	£661.44	45
KASMCP	Kaha Pull Out Sink Mixer - Chrome	£251.34	£301.61	71
KCTS	Satinjet Kiri Cool To Touch Bar Shower - Chrome & Graphite	£201.53	£241.84	37
KCTSDEF	Satinjet Kiri Cool To Touch Bar Shower with Diverter - Chrome & Graphite	£404.08	£484.90	36
KEBCPUK	Kea Mono Basin Mixer - Chrome	£110.39	£132.47	62
KEBFCPUK	Kea Bath Filler - Chrome	£161.03	£193.24	62
KEBMCPUK	Kea Mini Basin Mixer - Chrome	£100.27	£120.32	62
KEBSMCPUK	Kea Bath Shower Mixer - Chrome & Graphite	£191.41	£229.69	63
KESBS	Kestrel MK2 Cool to Touch Bar Shower with Multi Mode Kit - Chrome	£130.00	£156.00	78
KESSMCP	Satinjet Kea Sequential Valve & Kit - Chrome & Graphite	£221.79	£266.15	42
KHCTADEF	Satinjet Kaha Cool To Touch Bar Shower With Diverter - Chrome	£491.40	£589.68	32
KHCTSEFCP	Satinjet Kaha Cool To Touch Bar Mixer With Easy Fit Shower Kit - Chrome	£228.80	£274.56	32

INDEX OF PRODUCTS

Code	Description	Ex.VAT	Inc.VAT	Page
KHHSCPUK	Satinjet Kaha Handset - Chrome	£68.16	£81.79	22
KHSBK	Airstream Hand Shower - Matte Black	£110.24	£132.29	14
KHWSCPUK	Satinjet Kaha Shower Rose - Chrome	£73.04	£87.65	22
KIRI 1V	Kiri Concealed Mixer Valve(Single Outlet) - Chrome (Brass)	£302.82	£363.38	46
KIRI 1VA	Kiri Concealed Mixer Valve(Single Outlet) - Chrome (ABS plate)	£255.04	£306.05	46
KIRI 2VDIV	Kiri Concealed Mixer Valve (2 outlets) - Chrome (Brass)	£353.44	£424.13	46
KIRI 2VDIVA	Kiri Concealed Mixer Valve (2 outlets) - Chrome (ABS plate)	£305.67	£366.80	46
KIRI 3VDIV	Kiri Concealed Mixer Valve (3 Outlets) - Chrome (Brass)	£454.73	£545.68	47
KISSMCP	Satinjet Kiri Sequential Valve & Kit - Chrome & Graphite	£231.92	£278.30	38
KITM03	5 Mode Shower Kit - Chrome	£60.61	£72.73	86
KITS06	Period Style Shower Kit - Chrome	£134.63	£161.56	87
KITS06/G	Period Style Shower Kit - Gold	£166.19	£199.43	87
KITS08	Period Style Rigid Riser Shower Kit - Chrome	£168.45	£202.14	87
KITS08/G	Period Style Rigid Riser Shower Kit - Gold	£201.28	£241.54	87
KITS09	Minimalist Rigid Riser Kit With Diverter To Fixed Head and Handset - Chrome	£241.80	£290.16	87
KK1	Satinjet Kiri Shower Kit - Chrome & Graphite	£59.76	£71.71	39
KLTV106	Kiri Lever Thermostatic Pillar Mounted Bath Shower Mixer - Chrome & Graphite	£321.02	£385.22	61
KLTV106/2BK	Kiri Lever Thermostatic Pillar Mounted Bath Shower Mixer - Chrome & Graphite	£373.76	£448.51	61
KMKIT	3 Mode Shower Kit - Chrome	£90.38	£108.46	86
KMKITBK	Airstream Rail Shower - Matte Black	£113.14	£135.77	14
KRCTADEF	Satinjet Kiri MK2 Cool To Touch Bar Shower With Diverter - Chrome	£450.66	£540.79	36
KRCTSEFCP	Satinjet Kiri MK2 Cool To Touch Bar Shower With Easy Fit Shower Kit - Chrome	£218.40	£262.08	37
KRHSCPUK	Satinjet Kiri MK2 Handset - Chrome	£34.66	£41.59	23
KRLFHSCP	Satinjet Kiri Low Flow MK2 Handset - Chrome	£34.66	£41.59	23
KRLFWSCP	Satinjet Kiri Low Flow MK2 Shower Rose - Chrome	£34.66	£41.59	23
KRWSCPUK	Satinjet Kiri MK2 Shower Rose - Chrome	£34.66	£41.59	23
KSABK	Wall Mounted Shower Arm and Head - Matte Black	£97.94	£117.53	15
LACCMANM02	Lace Manual Shower Valve With Single Mode Kit - Chrome	£174.79	£209.75	84
LACE101	Lace Basin Taps - Chrome	£55.63	£66.76	116
LACE102	Lace Bath Taps - Chrome	£69.51	£83.41	116
LACE106	Lace Deck Mounted Bath Shower Mixer - Chrome	£132.42	£158.90	117
LACE108	Lace Deck Mounted Bath Filler - Chrome	£111.23	£133.48	117
LACE113	Lace Mono Basin Mixer - Chrome	£76.80	£92.16	116
LACE171	Lace Mono Sink Mixer - Chrome	£104.61	£125.53	138
LACE313	Lace Mini Mono Basin Mixer - Chrome	£55.63	£66.76	116
LACVMANM03	Lace Manual Shower Valve - Chrome	£125.80	£150.96	84
LACVMANM03/G	Lace Manual Shower Valve - Gold	£152.29	£182.75	84
LEV104	Lever Mono Sink Mixer - Chrome	£74.01	£88.81	142
LEV104/BC	Lever Mono Sink Mixer - Brushed Chrome	£126.11	£151.33	142
MAHPCPUK	Satinjet Maku Handset - Chrome & Graphite	£25.22	£30.26	24
MCK001	Universal Conversion Kit - Chrome	£22.96	£27.55	173
MCTS	Satinjet Maku Cool To Touch Bar Shower - Chrome & Graphite	£151.91	£182.29	41
MESMCP	Metro Pull Out Sink Mixer - Chrome	£238.34	£286.01	71

Code	Description	Ex.VAT	Inc.VAT	Page
MET 172	Metropolis Mono Sink Mixer - Chrome	£153.12	£183.74	140
MET172/BC	Metropolis Mono Sink Mixer - Brushed Chrome	£205.22	£246.26	140
METHSQELB	Square Wall Union - Chrome	£55.69	£66.83	52
METHSQELB	Square Wall Union - Chrome	£55.69	£66.83	93
MFH001	Slim Round Brass Fixed Head Shower - Chrome	£253.18	£303.82	26
MFH002	Slim Square Brass Fixed Head Shower - Chrome	£293.70	£352.44	26
MH1	Microphone Handset - Chrome (Brass)	£40.51	£48.61	25
MH1A	Microphone Handset - Chrome (ABS)	£32.45	£38.94	25
MILAN 101	Milan Basin Taps - Chrome	£38.28	£45.94	126
MILAN 102	Milan Bath Taps - Chrome	£42.75	£51.30	126
MILAN 103	Milan Sink Taps - Chrome	£47.22	£56.66	148
MILAN 104	Milan Mono Sink Mixer - Chrome	£109.74	£131.69	142
MILAN 105	Milan Deck Mounted Sink Mixer - Chrome	£82.95	£99.54	146
MILAN 106	Milan Deck Mounted Bath Shower Mixer - Chrome	£133.99	£160.79	127
MILAN 108	Milan Deck Mounted Bath Filler - Chrome	£120.59	£144.71	127
MILAN 113	Milan Mono Basin Mixer With Pop Up Waste - Chrome	£93.80	£112.56	126
MILAN 113/SW	Milan Mono Basin Mixer With Swivel Spout and Pop Up Waste - Chrome	£100.82	£120.98	126
MILAN SPEC101	Milan Basin Taps - Chrome	£41.48	£49.78	126
MILAN SPEC102	Milan Bath Taps - Chrome	£45.95	£55.14	126
MILAN172	Milan Deck Mounted Sink Mixer - Chrome	£128.41	£154.09	146
MK1	Satinjet Maku Shower Kit - Chrome & Graphite	£54.68	£65.62	42
MOT101	Motif Basin Taps - Chrome	£80.39	£96.47	112
MOT102	Motif Bath Taps - Chrome	£93.80	£112.56	112
MOT106	Motif Deck Mounted Bath Shower Mixer - Chrome	£167.80	£201.36	112
MOT108	Motif Deck Mounted Bath Filler - Chrome	£147.38	£176.86	113
MOT113	Motif Mono Basin Mixer - Chrome	£107.18	£128.62	112
NCT001	Non Concussive Pre-Set Basin Taps - Chrome	£74.01	£88.81	152
NCT002	Non Concussive Pre-Set Exposed Shower Valve - Chrome	£80.39	£96.47	152
NCT003	Non Concussive Pre-Set Recessed Shower Valve - Chrome	£87.40	£104.88	153
NCTKIT	Replacement kit to suit NCT001 Basin taps - Chrome	£34.12	£40.94	172
NEL104	Nelson Mono Sink Mixer - Chrome	£124.80	£149.76	141
NRV15	15mm Brass Non Return Valve - Brass	£4.47	£5.36	167
OSQ230CP	Satinjet Square Fixed Head Shower - Chrome & Graphite	£150.90	£181.08	25
OSR0230CPUK	Satinjet Round Fixed Head Shower - Chrome	£159.46	£191.35	25
PEV002	Pressure Equalising Valve - Brass	£110.38	£132.46	155
PHK1	Satinjet Satinjet Rail System - Chrome & Graphite	£120.53	£144.64	50
PTW300/017	1¼" Basin Slotted Press Top Waste - Chrome	£16.59	£19.91	161
PTW300/501	1¼" Basin Slotted Press Top Waste - Gold	£44.36	£53.23	161
PTW300/MB	1¼" Basin Slotted Press Top Waste - Matte Black	£20.77	£24.92	20
PTW300/MB	1¼" Basin Slotted Press Top Waste - Matte Black	£20.77	£24.92	161
PTW404/017	1½" Bath Press Top Waste - Chrome	£31.91	£38.29	163
PUF130/CP	Puffin Mono Sink Mixer - Chrome	£141.00	£169.20	140
PUW200	1½" Bath Waste - Chrome	£33.81	£40.57	162
PUW200/501	1½" Bath Waste - Gold	£61.58	£73.90	162



INDEX OF PRODUCTS

Code	Description	Ex.VAT	Inc.VAT	Page
PUW206	1½" Bath Fill And Overflow Waste - Chrome	£120.59	£144.71	162
PUW206BK	1½" Bath Fill and Overflow Waste - Matte Black	£151.66	£181.99	20
PUW206BK	1½" Bath Fill And Overflow Waste - Matte Black	£151.66	£181.99	162
RESBMEF	Response Bar Shower With Multi Mode Kit - Chrome	£222.03	£266.44	76
ROUVDUAT01	Contemporary Dual Control Shower Valve - Chrome	£241.80	£290.16	83
RPB	Round Parking Bracket - Chrome	£50.64	£60.77	52
RPB	Round Parking Bracket - Chrome	£50.64	£60.77	94
SAVBSEF	Savvi Bar Shower With Single Mode Kit - Chrome	£282.64	£339.17	75
SAVV104	Savvi Mono Sink Mixer - Chrome	£180.00	£216.00	137
SAVV2106	Savvi MK2 Deck Mounted Bath Shower Mixer - Chrome	£208.00	£249.60	100
SAVV2108	Savvi MK2 Deck Mounted Bath Filler - Chrome	£166.40	£199.68	100
SAVV2113	Savvi MK2 Mono Basin Mixer - Chrome	£114.40	£137.28	100
SAVV2313	Savvi MK2 Mini Mono Basin Mixer - Chrome	£88.40	£106.08	100
SAW148	Wall-Mounted Shower Arm - Chrome	£30.38	£36.46	52
SAW148	Wall-Mounted Shower Arm - Chrome	£30.38	£36.46	91
SAW320	Over Head Wall Shower Arm - Chrome	£30.38	£36.46	52
SAW320	Over Head Wall Shower Arm - Chrome	£30.38	£36.46	91
SCTSDEF	Savvi Cool to Touch Bar Shower with Diverter - Chrome	£391.73	£470.08	75
SENSOR1/D	SENSOR 1/D - Chrome	£301.78	£362.14	157
SENSOR10/W	SENSOR 10/W - Chrome	£353.44	£424.13	159
SENSOR2/D	SENSOR 2/D - Chrome	£368.78	£442.54	157
SENSOR3/D	SENSOR 3/D - Chrome	£368.78	£442.54	157
SENSOR4/D	SENSOR 4/D - Chrome	£301.78	£362.14	157
SENSOR6/BT	SENSOR 6/BT - Chrome	£301.78	£362.14	158
SENSOR7/D	SENSOR 7/D - Chrome	£302.82	£363.38	158
SENSOR8/D	SENSOR 8/D - Chrome	£302.82	£363.38	158
SENSOR9/W	SENSOR 9/W - Chrome	£353.44	£424.13	158
SFBCP	Surface Basin Mixer - Chrome	£244.40	£293.28	58
SFBMCP	Surface Mini Basin Mixer - Chrome	£208.00	£249.60	58
SFSPWBTCP	Surface Wall Mounted Bath Spout - Chrome	£102.96	£123.55	58
SFWBCP	Surface Wall Mounted Mixer and Spout - Chrome	£338.00	£405.60	58
SHA01	Shattaf With Hose And Wall Bracket - Chrome	£19.24	£23.09	153
SHA02	Brass Shattaf With Hose And Wall Bracket - Chrome	£29.38	£35.26	154
SHTLV106/2BK	Kiri Thermostatic Pillar Mounted Bath Shower Mixer - Chrome & Graphite	£363.58	£436.30	61
SIGKITM02	Substance 3 Mode Signature Kit - Chrome	£67.63	£81.16	86
SIGKITS01	Core Single Mode Signature Shower Kit - Chrome	£40.84	£49.01	86
SJK 002	Satinjet Kiri Wall Mounted Showerhead - Chrome & Graphite	£59.76	£71.71	24
SJK 009	Satinjet Round Fixed Head Shower - Chrome & Graphite	£150.90	£181.08	25
SJK005	Satinjet Kiri Shower Rose - Chrome & Graphite	£30.38	£36.46	24
SJK005-LF	Satinjet Kiri Low Flow Shower Rose - Chrome & Graphite	£30.38	£36.46	24
SJK23	Satinjet Kiri Handset - Chrome & Graphite	£30.38	£36.46	23
SJK23-LF	Satinjet Kiri Low Flow Handset - Chrome & Graphite	£30.38	£36.46	24
SLINKY118	Slinky Mono Sink Mixer - Chrome	£301.78	£362.14	136

Code	Description	Ex.VAT	Inc.VAT	Page
SM056	Georgian Mono Sink Mixer - Chrome	£227.77	£273.32	139
SM056/501	Georgian Mono Sink Mixer - Gold	£276.10	£331.32	139
SM056/BZ	Georgian Mono Sink Mixer - Bronze	£267.97	£321.56	139
SM056/NI	Georgian Mono Sink Mixer - Nickel	£341.98	£410.38	139
SM057	Venetian Mono Sink Mixer - Chrome	£120.59	£144.71	140
SM057/501	Venetian Mono Sink Mixer - Gold	£164.87	£197.84	140
SMS172	Sauris Mono Sink Mixer - Chrome	£114.20	£137.04	141
SMS172/004	Sauris Mono Sink Mixer - Beige	£133.99	£160.79	141
SMS172/005	Sauris Mono Sink Mixer - White	£133.99	£160.79	141
SMS172/BC	Sauris Mono Sink Mixer - Brushed Chrome	£166.24	£199.49	141
SOL002B	Lever Action Sequential Control Spray Mono Mixer - Chrome	£214.38	£257.26	154
SOL003	Thermostatic Sequential Lever Mono Basin Mixer - Chrome	£267.97	£321.56	154
SOL004	Lever Action Sequential Mono Basin Mixer - Chrome	£130.00	£156.00	154
SOL004T	Lever Action Sequential Mono Basin Mixer - Chrome	£160.00	£192.00	154
SOLBEF	Sol Bar Shower - Chrome	£316.47	£379.76	48
SOLE101	Solerno Basin Taps - Chrome	£38.28	£45.94	128
SOLE102	Solerno Bath Taps - Chrome	£44.02	£52.82	128
SOLE106	Solerno Deck Mounted Bath Shower Mixer - Chrome	£133.99	£160.79	128
SOLE108	Solerno Deck Mounted Bath Filler - Chrome	£120.59	£144.71	129
SOLE113	Solerno Mono Basin Mixer With Pop Up Waste - Chrome	£93.80	£112.56	128
SP01/CARE DLT	Care indice	£2.53	£3.04	170
SPA2106	Sparkle MK2 Deck Mounted Bath Shower Mixer - Chrome	£249.60	£299.52	98
SPA2108	Sparkle MK2 Deck Mounted Bath Filler - Chrome	£199.68	£239.62	99
SPA2113	Sparkle MK2 Mono Basin Mixer - Chrome	£137.28	£164.74	98
SPA2113/EX	Sparkle MK2 Tall Mono Basin Mixer - Chrome	£156.00	£187.20	98
SPA2313	Sparkle MK2 Mini Mono Basin Mixer - Chrome	£106.08	£127.30	98
SPB	Square Parking Bracket - Chrome	£50.64	£60.77	53
SPB	Square Parking Bracket - Chrome	£50.64	£60.77	94
SPE01	Wall Union Round - Chrome	£21.27	£25.52	93
SPE01/G	Wall Union Round - Gold	£37.48	£44.98	93
SPE03	Wall Union Round - Chrome	£23.38	£28.06	93
SPE04	Exposed Elbows For Bar Showers - Chrome	£40.84	£49.01	166
SPE06	Wall Bracket - Chrome - Chrome	£19.78	£23.74	166
SPE08	Hose Retainer - Chrome	£4.47	£5.36	166
SPE09	Hose Retainer Wall Mounted - Chrome	£12.12	£14.54	167
SPE10	Wall Plate For Bar Showers - Chrome	£40.84	£49.01	90
SPE11	Easy Fix For Bar Showers - Chrome (plastic)	£33.81	£40.57	90
SPE11M	Easy Fix For Bar Showers - Chrome (metal)	£40.00	£48.00	90
SPE11SQ	Easy Fix For Bar Showers (Square) - Chrome	£33.81	£40.57	91
SPE12	Shower Rail - Chrome	£36.36	£43.63	89
SPE13	Brass Straight Nipple And Back Nut ½" - Brass	£8.93	£10.72	167
SPE14	Adjustable Riser Rail - Chrome	£45.55	£54.66	90
SPE15	Adjustable Riser Rail - Chrome	£27.33	£32.80	90
SPE16	Shower Fixing Bracket - Chrome	£74.01	£88.81	91

INDEX OF PRODUCTS

Code	Description	Ex.VAT	Inc.VAT	Page
SSV	Sol Sequential Shower Valve - Chrome	£201.53	£241.84	83
SSVC	Sol Sequential Shower Valve - Chrome (concealed)	£275.16	£330.19	83
SWO2113	Swoop MK2 Mono Basin Mixer - Chrome	£114.40	£137.28	102
SWO2106	Swoop MK2 Deck Mounted Bath Shower Mixer - Chrome	£208.00	£249.60	102
SWO2108	Swoop MK2 Deck Mounted Bath Filler - Chrome	£166.40	£199.68	103
SWO2113/EX	Swoop MK2 Tall Mono Basin Mixer - Chrome	£130.00	£156.00	102
SWO2313	Swoop MK2 Mini Mono Basin Mixer - Chrome	£88.40	£106.08	102
TAUR130	Taurs Mono Sink Mixer - Chrome	£159.52	£191.42	140
TBVO08	Thermostatic 15mm Blending Valve - Chrome	£59.00	£70.80	155
TBVO10	Thermostatic 22mm Blending Valve - Chrome	£75.00	£90.00	156
TCP625	1¼" Bottle Trap With Wall Extension - Chrome	£40.20	£48.24	165
TCP625/501	1¼" Bottle Trap With Wall Extension - Gold	£68.19	£81.83	165
TCP626	Square Bottle Trap With Wall Extension - Chrome	£64.90	£77.88	165
TLV106	Kiri Thermostatic Pillar Mounted Bath Shower Mixer - Chrome & Graphite	£308.17	£369.80	61
TUDO1	Tudor Basin Taps - Chrome	£37.64	£45.17	124
TUDO1/501	Tudor Basin Taps - Gold	£65.54	£78.65	124
TUDO2	Tudor Bath Taps - Chrome	£40.20	£48.24	124
TUDO2/501	Tudor Bath Taps - Gold	£68.19	£81.83	124
TUD03	Tudor Pillar Mounted Bath Shower Mixer - Chrome	£160.78	£192.94	125
TUD03/501	Tudor Pillar Mounted Bath Shower Mixer - Gold	£233.06	£279.67	125
TUD08	Tudor Pillar Mounted Bath Filler - Chrome	£127.61	£153.13	125
TUD08/501	Tudor Pillar Mounted Bath Filler - Gold	£185.39	£222.47	125
TUD113	Tudor Mono Basin Mixer With Pop Up Waste - Chrome	£93.80	£112.56	124
TUD113/501	Tudor Mono Basin Mixer With Pop Up Waste - Gold	£137.06	£164.47	124
TUD114	Tudor Bidet Mixer With Pop Up Waste - Chrome	£107.18	£128.62	124
TUD114/501	Tudor Bidet Mixer With Pop Up Waste - Gold	£150.96	£181.15	124
URSMCP	Urban Pull Out Sink Mixer - Chrome	£251.34	£301.61	71
USMT	Under Sink Mounting Triangle - Plastic	£5.73	£6.88	168
V2	Standard Valve ½" - Brass	£10.20	£12.24	169
VCTSDEF	Vision Cool to Touch Bar Shower with Diverter - Chrome	£407.00	£488.40	74
VIC CONV.KIT	Period Style Conversion Kit - Chrome	£35.10	£42.12	171
VIC CONV. KIT/501	Period Style Conversion Kit - Gold	£62.91	£75.49	171
VISBS	Vista Cool to Touch Bar Shower with Single Mode Kit - Chrome	£90.48	£108.58	78
VSN 1S	Vision Mono Bath Shower Mixer Floor Mounted - Chrome	£334.96	£401.95	105
VSN104	Vision Mono Sink Mixer With Arch Spout - Chrome	£208.00	£249.60	136
VSN113	Vision Mono Basin Mixer - Chrome	£167.80	£201.36	104
VSN113/EX	Vision Tall Mono Basin Mixer - Chrome	£254.56	£305.47	104
VSN122	Vision Wall Mounted Basin Mixer - Chrome	£194.59	£233.51	104
VSN123	Non Concussive Vision Self Closing Basin Tap - Chrome	£120.59	£144.71	152
VSN206	Vision Deck Mounted Bath Shower Mixer - Chrome	£254.56	£305.47	105
VSN208	Vision Deck Mounted Bath Filler - Chrome	£200.98	£241.18	105
VSN313	Vision Mini Mono Basin Mixer - Chrome	£114.20	£137.04	104
VSN625	1¼" Bottle Trap With Wall Extension - Chrome	£54.08	£64.90	165

Code	Description	Ex.VAT	Inc.VAT	Page
VSNE25BK	1¼" Bottle Trap With Wall Extension - Matte Black	£88.19	£105.83	20
VSNE25BK	1¼" Bottle Trap With Wall Extension - Matte Black	£88.19	£105.83	165
VSNBMEF	Vision Bar Shower With Multi Mode Kit - Chrome	£188.22	£225.86	76
VSNCONTO3	Vision Concentric Shower With Multi Mode Kit - Chrome	£470.23	£564.28	80
VSNVCONTO4	Vision Concentric Shower Valve - Chrome	£382.81	£459.37	80
VSNVSEQTO1	Vision Exposed Sequential Shower Valve - Chrome	£350.92	£421.10	82
VSNVSEQTO2	Vision Concealed Sequential Shower Valve - Chrome	£350.92	£421.10	82
VVERT01	Vertical L Shaped Bar Shower Valve - Chrome	£116.12	£139.34	79
WAHPCPUK	Satinjet Waipori Handset - Chrome & Graphite	£40.51	£48.61	22
WAIBCPUK	Wai Basin Mixer - Chrome	£100.10	£120.12	66
WAIBFCPUK	Wai Bath Filler - Chrome	£143.00	£171.60	66
WAIBMCPUK	Wai Mini Basin Mixer - Chrome	£80.08	£96.10	66
WAIBSMCPUK	Wai Bath Shower Mixer - Chrome & Graphite	£197.60	£237.12	67
WAITBCPUK	Wai Tall Basin Mixer - Chrome	£152.53	£183.04	66
WASRCPUK	Satinjet Waipori Shower Rose - Chrome & Graphite	£40.51	£48.61	22
WCTS	Satinjet Waipori Cool to Touch Bar Shower - Chrome & Graphite	£191.41	£229.69	34
WCTSDEF	Satinjet Waipori Cool to Touch Bar Shower with Diverter - Chrome & Graphite	£492.04	£590.45	34
WEPB	Wall Elbow Parking Bracket - Chrome	£54.08	£64.90	53
WFMS001	Str3Am Mono Water Filter Tap - Chrome	£348.36	£418.03	136
WK1	Satinjet Waipori Shower Kit - Chrome & Graphite	£66.84	£80.21	35
WKCTS	Satinjet Waipori Cool To Touch Bar Shower With Easy Fit Kit - Chrome & Graphite	£160.51	£192.61	35
WST20/017	1¼" Plastic Slotted Basin Waste - Chrome	£10.85	£13.02	162
WST27/017	1¼" Basin, 1½" Bath Waste Set - Chrome	£17.23	£20.68	164
WST27/501	1¼" Basin, 1½" Bath Waste Set - Gold	£44.37	£53.24	164
WST27/BATH	1½" Bath Waste - Chrome	£14.67	£17.60	163
WST304	Round Press Top Slotted Waste - Chrome	£40.51	£48.61	160
WST307	Free Flow Unslotted Waste - Chrome	£40.51	£48.61	160
WST318	Square Press Top Slotted Waste - Chrome	£45.58	£54.70	160
WSTGR112/UNS	1 ½" Grated Waste - Chrome	£14.90	£17.88	164
WSTGR114/S	Free Flow 1¼" Basin Slotted Waste - Chrome	£9.74	£11.69	160
WSTGR114/UNS	Free Flow 1¼" Basin Unslotted Waste - Chrome	£10.32	£12.38	161
WUR	Round Wall Union - Chrome	£55.69	£66.83	52
XTSPIND	Concealed Shower Spindle Extension - Chrome	£91.72	£110.06	166
XTSPINDA	Concealed Shower Spindle Extension - Chrome to suit ABS plate	£91.72	£110.06	166
XTSPINDBK	Concealed Shower Spindle Extension - Matte Black	£104.00	£124.80	166
ZON106	Zonos Deck Mounted Bath Shower Mixer - Chrome	£182.00	£218.40	108
ZON108	Zonos Deck Mounted Bath Filler - Chrome	£138.66	£166.39	108
ZON113	Zonos Mono Basin Mixer - Chrome	£104.00	£124.80	108
ZON313	Zonos Mini Mono Basin Mixer - Chrome	£78.00	£93.60	108



TERMS AND CONDITIONS OF SALE

1. Definitions

In these standard terms and conditions:

1.1 The following words and expressions will have the following meanings unless the context otherwise requires:

"Applicable Law" means any: (a) statute, statutory instrument, bye law, order, regulation, directive, treaty, decree, decision of the European Council or law (including any common law or civil law judgment, demand, order or decision of any court, regulator or tribunal); and/or (b) legally binding rule, policy, guidance or recommendation issued by any governmental, statutory or regulatory body in each case which relates to the Contract and/or the Goods; **"Business Day"** means a day that is not a Saturday, Sunday or public or bank holiday in England;

"Conditions" means these standard terms and conditions of sale together with any special terms agreed in writing between the Customer and Methven;

"Contract" means the contract between Methven and the Customer for the sale and purchase of the Goods formed in accordance with Condition 2;

"Customer" means the person whose Order for Goods is accepted by Methven in accordance with Condition 2.3;

"Data Protection Legislation" means (i) the General Data Protection Regulation (EU) 2016/679 ("GDPR") unless and until the GDPR is no longer directly applicable in the UK, together with any national implementing laws, regulations and secondary legislation as amended or updated from time to time in the UK, including the Data Protection Act 2018 ("DPA"); and then (ii) any successor legislation to the GDPR and the DPA.

"Delivery Point" means the place where delivery of the Goods is to take place under Condition 5.1 as set out in the Order;

"Force Majeure Event" means any (a) act of God; (b) war, insurrection, riot, civil commotion, act or threat of terrorism; (c) lightning, earthquake, fire, flood, storm or extreme weather condition; (d) theft, malicious damage; (e) strike, lockout or industrial dispute (whether affecting the workforce of Methven and/or any other person); (f) breakdown or failure of plant or machinery; (g) inability to obtain essential supplies or materials; (h) change in Applicable Law; (i) failure or default of a supplier or sub-contractor of Methven; or (j) event or circumstance to the extent it is beyond the reasonable control of Methven;

"Goods" means any goods which Methven supplies to the Customer (including any of them or any part of them) under a Contract;

"Insolvent" the Customer is insolvent where it: (a) ceases, threatens to cease or, in Methven's reasonable opinion appears likely to cease, to trade; (b) goes into liquidation or bankruptcy (or has a petition for its winding up or bankruptcy presented or passes a resolution for its winding up); (c) goes into administration (or is subject to an administration order or an application for an administration order made in respect of it); (d) has a receiver or administrator appointed over some or all of its assets or proposes an arrangement or compromise with its creditors; or (e) is the subject of anything analogous to the foregoing under the laws of any applicable jurisdiction;

"Methven" means Methven UK Limited (registered number 06290166) whose registered office is at Eversheds House, 70 Great Bridgewater Street, Manchester, M1 5ES;

"Order" means a request by the Customer to purchase Goods from Methven; and

"Prices" means the price(s) of the Goods set out in Methven's price list in force at the date of dispatch of the Goods or such other price(s) as agreed by the parties in writing;

1.2 all headings are for ease of reference only and will not affect the construction or interpretation of the Conditions;

1.3 unless the context otherwise requires:

1.3.1 references to the singular include the plural and vice versa and references to any gender include every gender;

1.3.2 references to a "person" include any individual, body corporate, association, partnership, firm, trust, organisation, joint venture, government, local or municipal authority, governmental or supra-governmental agency or department, state or agency of state or any other entity (in each case whether or not having separate legal personality);

1.4 references to any statute or statutory provision will include any subordinate legislation made under it and will be construed as references to such statute, statutory provision and/or subordinate legislation as modified, amended, extended, consolidated, re-enacted and/or replaced and in force from time to time; and

1.5 any words following the words "include", "includes", "including", "in particular" or any similar words or expressions will be construed without limitation and accordingly will not limit the meaning of the words preceding them.

2. Formation and Incorporation

2.1 Subject to Condition 2.7, these Conditions apply to all Orders and Contracts for the supply of Goods by Methven to the Customer. Methven's acceptance of any Order placed by the Customer is strictly conditional upon the Customer's acceptance of these Conditions and by placing an Order the Customer confirms its unconditional acceptance of these Conditions to the exclusion of all other terms and conditions which the Customer purports to apply under the Order, confirmation of order or similar document (including those stipulated or referred to by the Customer during the course of pre-contract discussions and/or negotiations) whether or not such document is referred to in the Contract.

2.2 Methven may update these Conditions from time to time. The current version of Methven's Conditions (as updated) can be found at www.methven.com/uk/theURL;

2.3 Each Order or acceptance by the Customer of a quotation for Goods will be deemed to be an offer by the Customer to purchase Goods upon the most recent version of these Conditions (as available at the URL) at the time that the Order is placed or the quotation for Goods is accepted. The Contract is formed when the order is accepted by Methven by way of a written acknowledgement of order or by processing the Order (whichever the earlier).

2.4 The Customer must ensure that the terms of its Order and any applicable specification are complete and accurate.

2.5 Acceptance of delivery of the Goods will be deemed conclusive evidence of the Customer's acceptance of these Conditions.

2.6 Methven may cancel the Contract at any time prior to delivery.

2.7 Save as otherwise expressly provided in the Contract, no variation to the Contract (including these Conditions) will be effective unless it is in writing and signed by a duly authorised representative on behalf of Methven. Any oral undertakings or instructions issued and/or received by Methven's employees shall not bind Methven unless it has confirmed them in writing.

2.8 A quotation for the Goods given by Methven shall not constitute an offer. A quotation shall only be valid for a period of 30 Business Days from its date of issue, unless otherwise agreed in writing by Methven.

3. Description and Specification

3.1 All samples and information, prices, specifications, descriptions and/or colour or illustrations shown in Methven's catalogues, advertisements, brochures, on Methven's website or in any other communications from or on behalf of Methven from time to time are indicative, subject to change without notice and shall under no circumstances form part of the Contract or otherwise bind Methven.

3.2 Methven may make any changes to the specification, design, materials or finishes of the Goods which:

3.2.1 are required to conform with any Applicable Laws; or

3.2.2 do not materially affect their quality or performance.

3.3 Where Goods are made to the Customer's own specification or design ("**Specification**"), the Customer undertakes full responsibility for the suitability and fitness of the Specification and will indemnify, keep indemnified and hold harmless Methven in full and on demand against all actions, claims, costs, demands, expenses and damages (including without limit for legal actions) however suffered or incurred by Methven in the event that any claim or claims are made or alleged against Methven relating to the Specification and/or the manufacture, use, sale, import and/or export of any Goods based on the Specification.

4. Price and Payment

4.1 Except as set out in Condition 4.3 or as otherwise agreed in writing by the parties, the Prices are exclusive of insurance, carriage and delivery costs which will be payable by the Customer in addition to the Prices. Any sum payable under the Contract is exclusive of value added tax (and any other similar or equivalent taxes, duties, fees and levies imposed from time to time by any government or other authority) which will be payable in addition to that sum in the manner and at the rate prescribed by law from time to time.

4.2 Methven will be entitled to vary the Prices:

4.2.1 following any request by the Customer to change the delivery date(s), quantities or types of Goods ordered;

4.2.2 following any changes in the specification made at the request of the Customer and agreed by Methven;

4.2.3 to cover any extra expense as a result of the Customer's instructions or lack of instructions and/or a failure of the Customer to give Methven adequate or accurate information;

4.2.4 to comply with the requirements referred to in Condition 3.2.1;

4.2.5 to cover any increase in the cost to Methven of manufacturing or selling the Goods including foreign exchange fluctuations, increases in taxes and duties and/or the application of any new taxes or duties including import tariffs, and increases in labour, materials and/or manufacturing costs; and/or

4.2.6 to cover any increase in the cost to Methven of supplying any Goods and/or complying with any of its obligations under the Contract where such increases are caused in whole or in part (directly or indirectly) by any factor(s) outside the reasonable control of Methven.

Methven will give written notice of the variation to the Customer.

4.3 Where the Price for the Goods contained in any Order for delivery:

4.3.1 to the United Kingdom (excluding Northern Ireland and all Scottish islands) is equal to or greater than £50.00 (fifty pounds sterling) excluding VAT, the Price includes the cost of carriage to the contracted place of delivery;

4.3.2 to the United Kingdom (excluding Northern Ireland and all Scottish islands) is less than £50.00 (fifty pounds sterling) excluding VAT, a delivery charge of £5.00 (five pounds sterling) will be payable by the Customer to Methven in addition to the Price;

4.3.3 to Northern Ireland, the Republic of Ireland, the Channel Islands or the Isle of Man is equal to or greater than £200.00 (two hundred pounds sterling) excluding VAT, the Price includes the cost of carriage to the contracted place of delivery;

4.3.4 to Northern Ireland, the Republic of Ireland, the Channel Islands or the Isle of Man is less than £200.00 (two hundred pounds sterling) excluding VAT, a delivery charge of £20.00 (twenty pounds sterling) will be payable by the Customer to Methven in addition to the Price.

4.4 The Customer will pay the Prices to Methven in accordance with this Condition 4. All payments will be made in cleared funds in the currency in which the sums payable are expressed on Methven's invoice.

4.5 Payment for Goods by credit or debit card will incur at the time of payment a surcharge of 2% of the Price of the Goods, or such other rate as notified in writing to the Customer by Methven from time to time.

4.6 Methven will be entitled to invoice the Customer for the Prices for the Goods and any applicable insurance, carriage and delivery costs payable by the Customer in addition to the Prices following dispatch of the Goods to the Customer.

4.7 Unless otherwise agreed in writing by Methven, each invoice will be payable by the Customer not later than 30 days following the month in which the invoice is issued. Time for payment by the Customer shall be of the essence of the Contract.

4.8 Notwithstanding any purported contrary appropriation by the Customer, Methven will be entitled, by giving written notice to the Customer, to appropriate any payment by the Customer to any invoice issued by Methven.

4.9 If any sum payable under the Contract is not paid on or before the due date for payment Methven will be entitled to charge the Customer interest on that sum at 4% per annum above the base lending rate from time to time of the Bank of England from the due date until the date of payment (whether before or after judgment) compounding annually, such interest to accrue on a daily basis.

4.10 Notwithstanding Condition 4.9, Methven may, at its sole discretion and as an alternative to Condition 4.9, claim interest under the Late Payment of Commercial Debts (Interest) Act 1998.

4.11 Save as otherwise expressly provided in the Contract or required by law, all payments to be made by the Customer to Methven under the Contract will be made in full and without any set-off or any deduction or withholding including on account of any counter-claim.

4.12 Methven will be entitled to invoice and the Customer will pay (within 30 days following the date on which the invoice was issued) the sum of £25.00 or, if greater, any sums payable by Methven to any financial institution as a result of one or more cheques failing to pass such financial institution's cheque clearing process at the first attempt.

4.13 The Customer will pay to Methven all costs, expenses and disbursements incurred by Methven (including debt collection costs, agency fees and commissions and legal costs) relating to the recovery by Methven of any amounts not paid when due by the Customer under these Conditions.

4.14 In the event that Methven agrees to apply discounted Prices to the Customer's Orders of particular Goods for a fixed time period and/or in respect of a specified quantity of Goods (a "Fixed Term Quotation") and Methven provides the Customer with a quotation number in respect of the Fixed Term Quotation, the application of the discounted Price to an Order is conditional on the Customer quoting the quotation number and/or the agreed discounted Price at the time of placing such Order. If the Customer fails to quote the quotation number or the agreed discounted price at the time of placing an Order (i) the

discounted Prices will not be applied to the Order; and (ii) no credits or other adjustments will be made to the Price payable for the ordered Goods once the Order has been accepted by Methven. At the end of the period of fixed term pricing, the Price for the Goods will be the Price set out in Methven's price list in force at the date of dispatch of the Goods from Methven to the Customer.

5. Delivery

5.1 The Goods will be delivered to the Delivery Point. Where the Delivery Point is a location other than Methven's place of business, the Customer shall be solely responsible for (i) providing Methven with a correct address for delivery, suitable access having regard to the size and nature of the delivery and (ii) no less than 5 Business Days prior to Methven's proposed delivery date, notifying Methven in writing of any changes to the delivery address and the Customer's contact details.

5.2 Any dates quoted for delivery are approximate only. Methven will use reasonable endeavours to deliver each of the Customer's orders for the Goods within the time agreed when the Customer places an Order and, if no time is agreed, then within a reasonable time, but the time of delivery will not be of the essence. It, despite those endeavours, Methven is unable for any reason to fulfil any delivery or performance on the specified date, Methven will not be in breach of the relevant Contract, nor (for the avoidance of doubt), subject to Condition 9.5, will Methven have any liability to the Customer for direct, indirect or consequential loss (all three of which terms include pure economic loss, loss of profits, loss of business, depletion of goodwill and like loss) howsoever caused (including as a result of negligence) by any delay or failure in delivery. Any delay in delivery will not entitle the Customer to cancel the Order unless and until the Customer has given 5 Business Days' written notice to Methven requiring the delivery to be made and Methven has not fulfilled the delivery within that period. If the Customer cancels the order in accordance with this Condition 5.2 then:

5.2.1 Methven will refund to the Customer any sums which the Customer has paid to Methven in respect of that Order or part of the Order which has been cancelled; and

5.2.2 The Customer will be under no liability to make any further payments under Condition 4.3 in respect of that Order or part of the Order which has been cancelled.

5.3 Methven shall not be in breach of Condition 5.2 and, subject to Condition 9.5, shall have no liability to the Customer for any delay in delivery of the Goods or failure to deliver the Goods which arises out of or in connection with the Customer's failure to provide Methven with adequate delivery instructions or other information reasonably required to enable Methven to comply with Condition 5.2.

5.4 Methven shall be entitled to defer or withhold delivery of the Goods until all monies due from the Customer under the Contract or any other contract between Methven and the Customer have been received by Methven.

5.5 Where the Delivery Point is Methven's place of business, (i) the Customer will take delivery of the Goods within five Business Days of Methven giving it notice that the Goods are ready for delivery; (ii) delivery of the Goods will be made during Methven's usual business hours; and (iii) delivery shall be deemed to occur upon the taking of possession of the Goods by the Customer. Where the Delivery Point is not Methven's place of business, delivery of the Goods will be accepted at any time of day and delivery shall be deemed to occur upon commencement of unloading the Goods from the delivery vehicle.

5.6 The Customer will be responsible for loading or off-loading (as applicable) the Goods at the Delivery Point and, where the Delivery Point is not Methven's place of business, the Customer will provide at its risk and expense adequate and appropriate equipment and manual labour for such loading or off-loading.

5.7 Methven may deliver the Goods by separate instalments. Methven will be entitled to invoice the Price for each instalment separately in accordance with Condition 4.6.

5.8 Each instalment will be a separate Contract and no cancellation or termination of any one Contract relating to an instalment will entitle the Customer to repudiate or cancel any other Contract or instalment.

5.9 In the case of goods to be sent by sea, Methven shall be under no obligation to give the Customer any notice for the purposes of Section 32(3) of the Sale of Goods Act 1979.

6. Risk and Ownership

6.1 The risk of damage to or loss of the Goods shall pass to the Customer on delivery.

6.2 The Customer will inspect the Goods on delivery and will, as soon as possible and in any event within seven days from and including the date of delivery, give notice to Methven of any breach or defects in relation to those Goods (including any shortfall in or damage to the Goods).

6.3 If the Customer does not give notice to Methven under Condition 6.2 in respect of any Goods, the Customer will be deemed to have accepted such Goods on expiry of the seven day period from and including the date of delivery.

6.3.1 Legal and beneficial ownership of the Goods shall not pass to the Customer until Methven has received payment in full in cleared funds for;

6.3.2 all sums including any interest and any debit or credit card surcharge due in respect of the Goods; or

6.3.3 any other goods or services that Methven has supplied to the Customer.

6.4 Until title to the Goods has passed to the Customer, the Customer shall:

6.4.1 hold the Goods on a fiduciary basis as Methven's bailee;

6.4.2 store the Goods (at no cost to Methven) separately from all other goods held by the Customer so that they remain identifiable as Methven's property;

6.4.3 not destroy, remove, deface or obscure any identifying mark or packaging on or relating to the Goods; and

6.4.4 maintain the Goods in satisfactory condition and keep them insured against all risk for their full price from the date of delivery;

6.4.5 Methven may re-use or use the Goods in the ordinary course of its business. Any sale of Goods by the Customer pursuant to this Condition 6.4 will be a sale of the Customer's property on the Customer's own behalf and the Customer will deal as principal when making such a sale.

6.5 The Customer's right to possession, use and resale of the Goods will terminate immediately:

6.5.1 if the Customer becomes Insolvent;

6.5.2 on Methven giving the Customer written notice that it has any reasonable concerns regarding the financial standing of the Customer;

6.5.3 if the Customer fails to pay any sum due to Methven under the Contract or any other contract between Methven and the Customer on or before the due date; or

6.5.4 if the Customer encumbers or in any way charges any of the Goods.

6.6 The Customer grants Methven, its agents, employees and sub-contractors an irrevocable licence at any time to enter any premises where the Goods are or may be stored in order to inspect them, or, where the Customer's right to possession, use and resale has terminated, to recover them.

6.7 If the Customer's right to possession, use and resale of the Goods terminates in accordance with Condition 6.5, Methven will be entitled to issue the Customer with a credit note for all or any part of the price of the Goods together with value added tax thereon.

6.8 In the event that Methven has failed to deliver the Goods by the date on which the Customer received an invoice in respect of the Goods, the Customer must within seven days from and including the date on which the invoice was received by the Customer inform Methven that such Goods have not been delivered.

7. Termination

7.1 If the Customer:

7.1.1 fails to make any payment when it becomes due;

7.1.2 becomes Insolvent;

7.1.3 commits a material breach of the Contract which cannot be remedied; or

7.1.4 commits a material breach of the Contract which can be remedied but fails to remedy that breach within 30 days of a written notice setting out the breach and requiring it to be remedied being given by Methven;

7.2 A material breach can be remedied if the Customer can comply with the relevant obligation in all respects other than as to time of performance unless time of performance of such obligation is of the essence.

7.3 Following expiry or termination of the Contract:

7.3.1 Methven will be entitled to invoice all Prices and any insurance, carriage and delivery costs incurred which have not yet been invoiced; and

7.3.2 all invoices (including any invoices issued under Condition 7.3.1) will become immediately due and payable by the Customer.

7.3.3 Conditions 1, 2, 6, 7.3, 8, 9, 10 and 13 will continue in force, together with any other Conditions which expressly or impliedly continue to have effect after expiry or termination of the Contract; and

7.3.4 all other rights and obligations will immediately cease without prejudice to any rights, obligations, claims (including claims for damages for breach) and liabilities which have occurred prior to the date of expiry or termination.

7.4 Methven will be entitled to suspend any deliveries otherwise due to occur following service of a notice specifying a breach under Condition 7.1.4, until either the breach is remedied (if applicable) or the Contract terminates, whichever occurs first.

7.5 Subject to Condition 5.2, cancellation and/or deferment of any Order by the Customer will only be accepted (at Methven's sole discretion) by Methven issuing express written approval of such cancellation and/or deferment to the Customer and in any case on condition that any costs or expenses incurred by Methven up to the date of cancellation and/or deferment and all loss, costs and/or other liabilities resulting to Methven by reason of such cancellation and/or deferment will be immediately (on request by Methven) reimbursed by the Customer to Methven.

8. Warranty

8.1 Methven will, free of charge, within a period of 12 months from the date of delivery of Goods which are proved to the reasonable satisfaction of Methven to not comply with specification due to defects in materials, workmanship and/or design (other than a design made, furnished or specified by the Customer), repair, or at its option replace, such Goods. This obligation will not apply where:

8.1.1 any instructions as to storage of the Goods have not been complied with in all respects or the Goods have been otherwise incorrectly stored; or

8.1.2 the Customer has failed to notify Methven of any defect or suspected defect within 7 days of the delivery where the defect should be apparent on reasonable inspection, or within 7 days of the same coming to the knowledge of the Customer where the defect is not one which should be apparent on reasonable inspection, and in any event no later than 12 (twelve) months from the date of delivery.

8.2 Methven will arrange for any such defective or damaged Goods to be collected and will deliver any replacement Goods to the Customer at Methven's own expense. If Methven or its carrier is unable to collect the Goods on the date proposed by the carrier due to any act or omission by the Customer then an administration fee of £15.00 will be payable by the Customer (which Methven may deduct from any sums refunded to the Customer).

8.3 Any Goods which have been replaced will belong to Methven. Any repaired or replacement Goods will be liable to repair or replacement under the terms specified in Condition 8.1 for the unexpired portion of the 12 month period from the original date of delivery of the replaced Goods.

8.4 Subject to Condition 9.5 the Customer's sole remedy and Methven's entire liability in respect of (i) Goods which do not comply with specification due to defects in materials, workmanship and/or design; and (ii) Goods which are otherwise defective, shall be as set out in this Condition 8.

9. Liability

9.1 In the event of any breach of Methven's obligations under Conditions 5.2 to 8 above, the remedies of the Customer will be limited to damages.

9.2 Except as set out in these Conditions, all warranties, conditions and other terms implied by law (whether by statute, common law or otherwise), are, to the fullest extent permitted by law, excluded from the Contract.

9.3 Subject to Conditions 9.4 and 9.5, Methven's maximum aggregate liability arising out of or in connection with a Contract, whether in contract, tort, misrepresentation, under statute or otherwise, howsoever caused including by negligence and also including any liability under an indemnity contained in the Contract and/or arising from a breach of, or a failure to perform or defect or delay in performance of, any of Methven's obligations under the Contract and/or any defect in any of the Goods supplied under the Contract and/or any use made or resale of any of such Goods by the Customer or of any product incorporating any of such Goods shall be limited to 125% of the aggregate Price paid or payable under the Contract.

9.4 Subject to Condition 9.5, Methven shall have no liability to the Customer for any loss of profit (direct or indirect); loss of revenue, loss of production or loss of business (in each case whether direct or indirect); loss of goodwill, loss of reputation or loss of opportunity (in each case whether direct or indirect); loss of anticipated savings or loss of margin (in each case whether direct or indirect); loss of bargain; liability of the Customer to third parties (whether direct or indirect); or indirect, consequential or special loss; arising out of or in connection with the Contract, whether in contract, tort, misrepresentation, under statute or otherwise, howsoever caused including by negligence and/or arising from a breach of, or a failure to perform or defect or delay in performance of, any of Methven's obligations under the Contract.

9.5 Nothing in the Contract shall operate to exclude or restrict Methven's liability (if any) to the Customer for breach of its obligations arising under section

12 of the Sale of Goods Act 1979; for breach of its obligations arising under Section 2 of the Supply of Goods and Services Act 1982; for death or personal injury resulting from its negligence; for its fraud or fraudulent misrepresentation; or for any matter for which it is not permitted by law to exclude or limit, or to attempt to exclude or limit, its liability.

10. Return of Goods

10.1 No return of Goods will be accepted by Methven without prior authorisation and a return order number being issued by Methven.

10.2 In the event the Customer returns any Goods which are not defective, such Goods will be accepted by Methven only if they are returned to Methven in an undamaged resalable condition which requires that the Goods are unused and contained within their original undamaged packaging, and only if:

10.2.1 after Methven has inspected such Goods, Methven reasonably considers that the Goods are in a condition which is no worse than the condition in which the Goods were delivered to the Customer; and

10.2.2 the Customer has returned the relevant Goods to Methven within 30 days following the date on which the Goods were delivered to the Customer.

10.3 In the event that the Customer wishes to return non-defective Goods to Methven following the expiry of the 30 day period set out in Condition 10.2.2 above, Methven will have absolute sole discretion as to whether it shall offer a refund to the Customer in respect of such Goods.

10.4 In relation to any returns made:

10.4.1 under Condition 10.2, Methven will deduct 25% of the aggregate of the Price plus any surcharge paid under Condition 4.5 for the relevant Goods; and

10.4.2 under Condition 10.3 above, Methven will deduct a discretionary restocking fee (which may exceed 25% of the aggregate of the Price plus any surcharge paid under Condition 4.5 for the relevant Goods), plus the cost of carriage, from the sums refunded to the Customer in order to cover Methven's administration and restocking costs.

10.5 Subject to clause 8, Methven will not accept any return of (or issue any refund or credit in respect of) non-faulty Goods more than 90 days following the delivery date.

10.6 If Methven receives any returned Goods or other products which:

10.6.1 have not been given prior authorisation for return in accordance with Condition 10.1;

10.6.2 have been returned as defective but which, upon inspection by Methven, are found not to be defective; and/or

10.6.3 are received by Methven more than 90 days following the delivery date, Methven will be entitled but not obliged to return such Goods to the Customer at the Customer's cost and charge to the Customer a £15 (plus VAT) handling fee.

10.7 Methven shall be under no obligation to accept the return of or provide a refund in respect of any Goods ordered to the Customer's Specification except insofar as such Goods are defective in which case Condition 8 shall apply.

10.8 If a return of Goods has been agreed by Methven, it will arrange a collection date with its carrier. If Methven or its carrier is unable to collect the Goods on the date proposed by the carrier due to any act or omission by the Customer then an administration fee of £15.00 will be payable by the Customer (which Methven may deduct from any sums refunded to the Customer).

11. Data Protection

11.1 Each party shall comply with applicable requirements of the Data Protection Legislation. This clause 11 is in addition to and does not replace a party's obligations under the Data Protection Legislation. The terms "Data Controller", "Data Processor", "Data Subject", "Personal Data", "Process" and "Processing" have the meanings prescribed in the Data Protection Legislation.

11.2 For the purposes of the Data Protection Legislation, the Customer is the Data Controller and Methven is the Data Processor.

11.3 Methven shall:

11.3.1 Process Personal Data only on the Customer's written instructions. If Methven is required by any applicable laws to Process Personal Data it shall, to the extent legally permitted, notify the Customer before doing so;

11.3.2 have in place appropriate technical and organisational measures to protect against unauthorised or unlawful Processing of, accidental loss or destruction of or damage to Personal Data, appropriate to the harm that might result from the unauthorised or unlawful Processing or accidental loss, destruction or damage and the nature of the data to be protected;

11.3.3 not engage another processor without general written authorisation from the Customer and Methven shall remain fully liable to the Customer for performance of the other processor's obligations to the extent the other processor fails to fulfil their data protection obligations. For the purposes of this clause 11.6, the Customer authorises Methven to engage: (i) third party delivery companies and couriers to deliver Goods on Methven's behalf; and (ii) third party invoice processing companies;

11.3.4 ensure that persons who have access to or Process Personal Data keep the Personal Data confidential (either under contractual or statutory obligations);

11.3.5 subject to clause 11.6, not transfer Personal Data outside of the European Economic Area without notifying the Customer in advance

and Methven shall ensure that the transfer is made in accordance with the Data Protection Legislation and that the organisations to which the Personal Data is transferred ensure an adequate level of protection;

11.3.6 assist the Customer to respond to any request from a Data Subject and to comply with the Customer's obligations under the Data Protection Legislation;

11.3.7 notify the Customer without undue delay of a Personal Data breach (which has the meaning given to it in the Data Protection Legislation);

11.3.8 at the Customer's written direction, delete or return Personal Data to the Customer on termination of the Contract unless Methven is required by law to store the Personal Data; and

METHVEN

METHVEN UK LIMITED

Methven Experience Centre
3-3A Stone Cross Court
Yew Tree Way
Golborne
Warrington
United Kingdom
WA3 3JD

UK Freephone: 0800 195 1602

Tel: +44 (0)1942 680 177

Fax: +44 (0)8444 068690

Email: sales@uk.methven.com

Web: www.methven.com

www.deva-uk.com



facebook.com/MethvenUK



twitter.com/MethvenUK



twitter.com/uk_deva



[Instagram.com/methven_uk](https://instagram.com/methven_uk)

Please note: While every effort is made to ensure that the details in this brochure were correct at the time of printing, Methven reserves the right to alter specifications or product from that shown. This brochure is printed on an environmentally responsible paper, elemental chlorine free.



Please recycle this brochure and all packaging elements after use.

Methven encourages product recycling, please contact your local recycling centre for more details.

