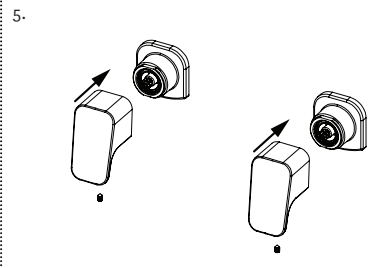
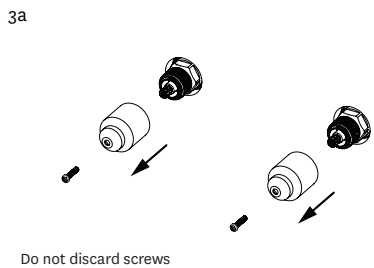
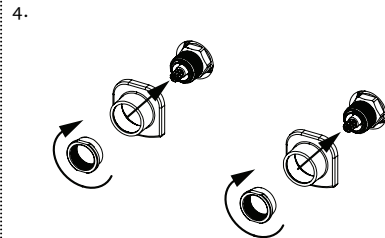
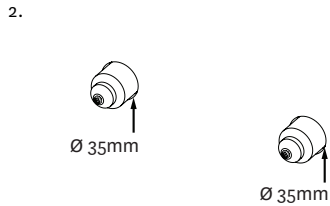
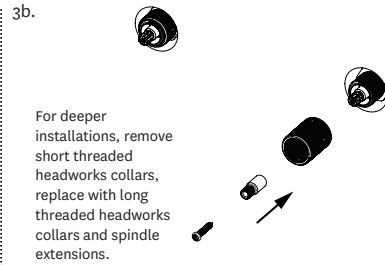
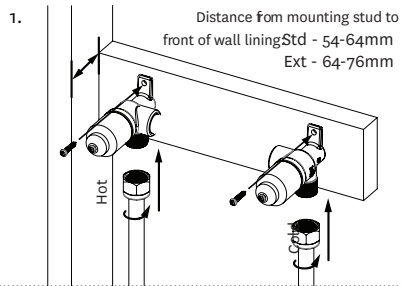


Installation



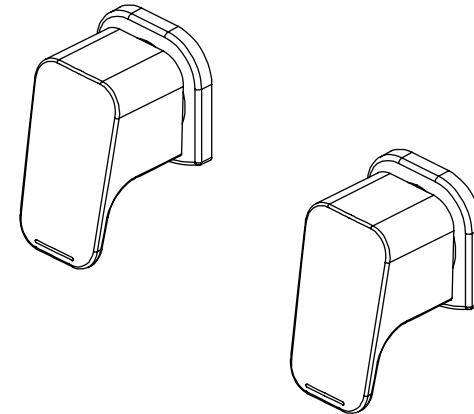
Note: It is the responsibility of the installer to ensure a water proof seal is achieved between the faceplate and the finished surface of the wall. If in any doubt about the quality of the seal, the faceplate should be removed and then reinstalled using silicone to ensure a seal is achieved.

JANUARY 2012

MA018444

Waipori Wall Top Assembly

01-8444 (Pair)



Installation Guide

IMPORTANT

Please read all of the instructions before installation

Use of this product is recommended for domestic and commercial applications. Domestic and commercial warranty terms and conditions vary. Please refer to the Methven website for full warranty terms and conditions - www.methven.com

All pipework must be thoroughly flushed prior to the installation of the mixer. Inline filter washers must be installed on both hot and cold supplies to prevent foreign particles damaging the ceramic head works.

Do not remove the ceramic head works from the mixer when installing. Damage caused by hydrostatic testing is not covered by Methven's warranty.

Methven recommends a licensed plumber carry out all installations in compliance with the requirements of AS/NZS 3500. This product complies with AS/NZS 3718 regulations.



Methven Australia Pty Ltd

ABN 15 104 813 390
Melbourne, Australia
www.methven.com

www.methven.com

Customer Care Hotline: 1300 METHVEN (638 483)
Email: info@au.methven.com

Technical Specification

Inlet Connections:	All 1/2" BSP
Operating Pressure:	150kPa - 500kPa
	For optimum performance hot and cold water pressures should be equal.
	AS/NZS 3500 stipulates a 500kPa maximum operating pressure at any outlet within a building. Where normal pressure exceeds 500kPa, a pressure limiting valve must be installed.
Operating Temperature:	Recommended hot water supply 50°C, maximum 70°C. AS/NZS 3500 requires all hot water supplies to any sanitary fitting to be tempered to 50°C.
Ceramic cartridges:	Warranty claims will be void where the ceramic head works has malfunctioned due to the presence of the following within the water supply:
	Copper tube pieces
	Plastic pieces
	Sand, dirt or stones
	Thread tape
	Other objects not normally present in the potable water supplies

Handle Parts / Assembly

Standard Spindle & Handle Assembly Set Up



SPARE PARTS (NOT INCLUDED)

Spindle Handle Extension 04-9837



Spindle Flange M x F Extension 04-9875



Care and Cleaning

Never use abrasives to clean this product. Clean regularly with contamination free warm soapy water and a damp soft cloth. Damage caused by using unsuitable cleaning agents is not covered by warranty.

Product Components

Please check every component in accordance with the table below

No.	Item description	Qty supplied
1	Headworks	2
2	Base ring	2
3	Grub screws	2
4	O-ring	2
5	Locking nut	2
6	Cold handle	2
7	Hot handle	2

